

FS EASTER EVENT GUIDE

version 1.0

release date: May 2026

#FORMULASTUDENTEASTER

TABLE OF CONTENTS

1.	INFORMATION FOR TEAMS.....	4
1.1.	Emergency information.....	4
1.1.1.	Minor Injury.....	4
1.1.2.	Severe Injury.....	4
1.1.3.	Hospital.....	4
1.1.4.	Emergency Numbers	4
1.1.5.	OFFICIALS.....	5
1.1.6.	Behaviour in case of regular fires (FUEL, OIL, PAPER, WOOD, ETC.)	5
1.1.7.	Behaviour in case of accumulator fires.....	5
1.1.8.	Behaviour in case of electric shock	5
1.2.	Map of the Event site	7
1.3.	Event layout.....	8
1.4.	Event Schedule	9
1.5.	Camping.....	9
1.5.1.	Camping address	9
1.5.2.	FS Easter camping Rules	10
1.6.	Communication:.....	10
1.7.	Static.....	11
1.7.1.	Feedback for the events:.....	11
1.8.	Organizational aspects	11
1.8.1.	Arrival to the event site and team registration.....	11
1.8.2.	Driver registration	13
1.8.3.	ESO registration.....	13
1.8.4.	PARKING AT THE EVENT SITE	13
1.8.5.	PARKING AT THE camping.....	13
1.9.	event control	14
1.10.	OFFICIALS (SELECTION)	14
1.10.1.	BOARD MEMBERS	14
1.11.	announcements.....	15
1.12.	rules and guidelines	15
1.12.1.	running engines or motors	15
1.12.2.	data loggers	15

1.12.3.	welding	15
1.12.4.	testing.....	15
1.13.	DYNAMIC EVENTS.....	15
1.13.1.	general information	15
1.13.2.	Access to the dynamic area.....	15
1.13.3.	tyres.....	16
1.13.4.	Fuel and oil	16
1.13.5.	engine test area.....	16
1.13.6.	FUEL STATION (CV)	16
1.14.	TECHNICAL & SAFETY INSPECTION.....	17
1.14.1.	General Information.....	17
1.14.2.	Scrutineering Order	17
1.14.3.	testing.....	20
1.15.	DYNAMIC DISCIPLINES.....	20
1.16.	Static Events	20
1.16.1.	Engineering Design Event.....	20
1.16.2.	COST AND MANUFACTURING EVENT.....	20
1.16.3.	BUSINESS PLAN PRESENTATION EVENT	21
2.	Changelog.....	22

1. INFORMATION FOR TEAMS

1.1. EMERGENCY INFORMATION

1.1.1. MINOR INJURY

1.1.1.1. MEDICAL CENTRE

Medical service is available at the Ambulance Team. Get in contact with one of the organisers, if you need.

1.1.2. SEVERE INJURY

1.1.2.1. CONTACT AN OFFICIAL WITH A TWO-WAY RADIO

Most of the officials and security have a two-way radio. Ask them to call the medical team.

1.1.2.2. CALL AN AMBULANCE YOURSELF

Call an ambulance yourself if someone is severely injured and requires urgent help. The emergency number for every landline and mobile phone is 112. (Also see information about emergency calls below.)

1.1.2.3. DURING DYNAMICS

When the dynamic area is open, a special rescue team is on site. To contact them, ask an official with a two-way radio (official, security).

1.1.3. HOSPITAL

1.1.3.1. NEARBY HOSPITAL

Zala County Hospital Szent Rafael
Address: Zalaegerszeg, Zrínyi u. 1, 8900 Hungary.
Phone: +36 92 507 509
Homepage: www.zmkorhaz.hu

1.1.4. EMERGENCY NUMBERS

If an emergency occurs outside the times of the competition, call 112.

This number works with all landlines, as well as mobile phones or coin-operated telephones as international GSM-standard.

It is always free of charge, but should be used only in case of emergencies.

1.1.5. OFFICIALS

In case of an emergency, please call Csilla, no matter what time it is.

Event Manager: Csilla Ruzshti +36 30 2600 512 **0-24h**

Regular emergency number: 112 **0-24h**

1.1.6. BEHAVIOUR IN CASE OF REGULAR FIRES (FUEL, OIL, PAPER, WOOD, ETC.)

- Call for help (firefighters/ambulance) by either finding an official with a radio or calling 112.
- Assist injured people to leave the area, provide first aid if you can.
- Try to extinguish the fire, if this is possible without risking your own safety. If an electrical device is on fire, first cut the power to it.
- Leave the area and instruct others to do so as well.
- Wait for the firefighters/ambulance to arrive.
- Handling of the situation by the firefighters, medical treatment provided by ambulance.
- Fire extinguisher will be available at the site, if needed, do not hesitate to use them!

1.1.7. BEHAVIOUR IN CASE OF ACCUMULATOR FIRES

- Immediately leave the area and instruct others to do so as well. Assist injured people to leave the area. An overheated accumulator is extremely dangerous, so do not put yourself in danger by trying to put it out.
- Provide first aid to the injured, if you can. See below section on what to do in case of electric shock – in any case, do NOT give the victim water or food.
- Call for help by finding an official with a radio or by calling 112 yourself. Wait for the firefighters and ambulance to arrive, who will handle the situation.
- Stay out of the way of fumes coming from the accumulator or the car, mind the wind direction.

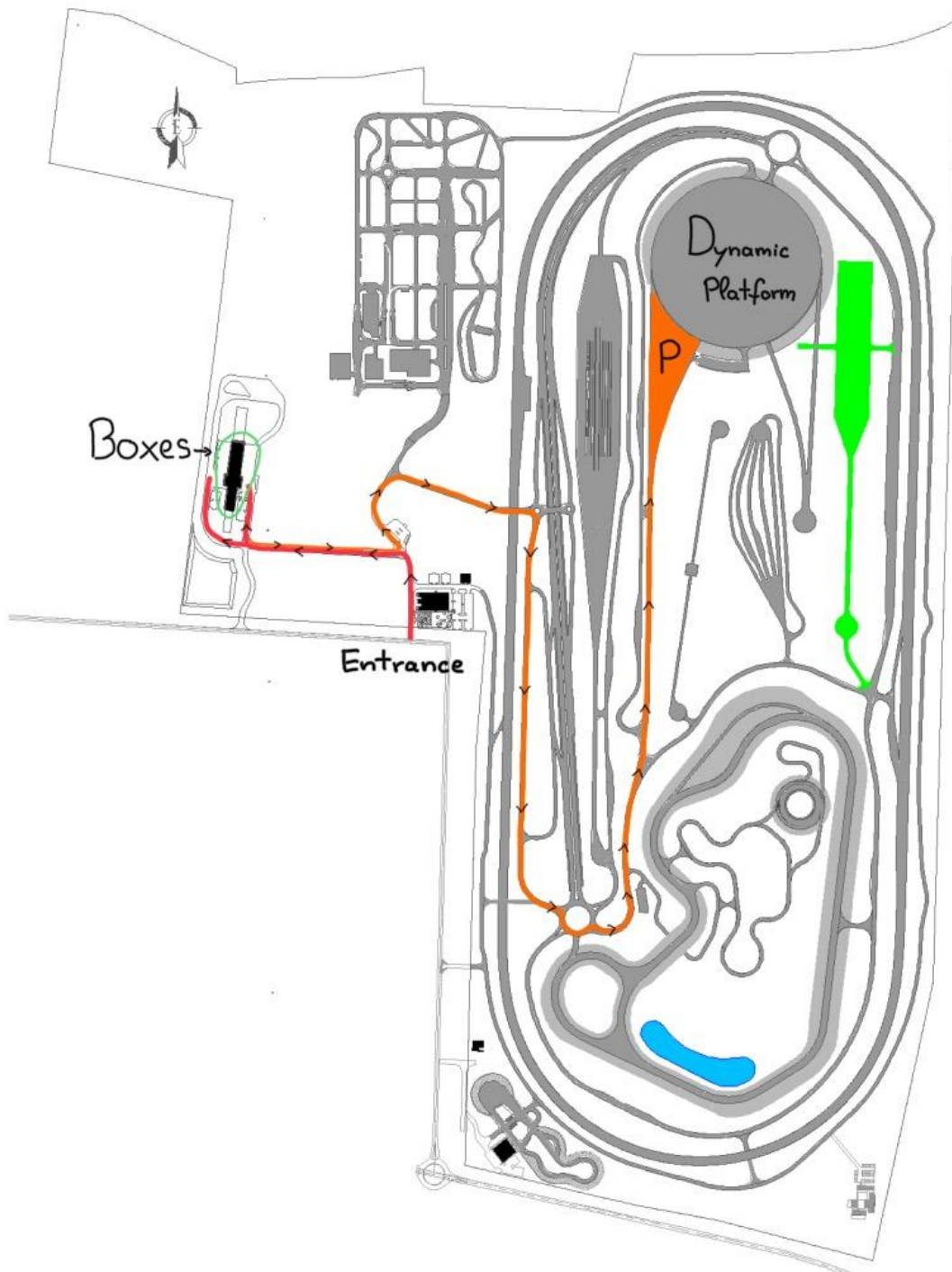
1.1.8. BEHAVIOUR IN CASE OF ELECTRIC SHOCK

- Call for medical help by finding an official with a radio or by calling 112 yourself, preferably in parallel to the steps below.
- Push one of the emergency shutdown buttons and wait until the TSAL is switched off. Note that this can take up to 5 seconds, wait patiently.
- Try to speak with the victim and ask him/her about his/her health.


- Insulate yourself if you must move a victim away from a live contact – wear dry gloves or cover your hands with multiple layers of cloth and cover potential contact paths with the car with the HV isolation blanket.
Watch your footing to make sure that you do not slip or fall when trying to move the victim.
- Do not move the victim if there is a possibility of neck or spinal injuries, unless he/she is in immediate danger.
- Do NOT give water or food to the victim.
- Give artificial respiration if the victim is not breathing.
- Give CPR if the victim’s heart has stopped (only if you are trained in CPR) or use an Automated External Defibrillator.
- Cover burns with a sterile dressing. On the surface, electrical burns may not look serious, but the burn can be severe deeper in the tissue.
- Keep the victim comfortable, warm and at rest, and monitor his/her breathing until the ambulance arrives.
The victim might undergo ventricular fibrillation several minutes after experiencing a shock.

1.2. MAP OF THE EVENT SITE

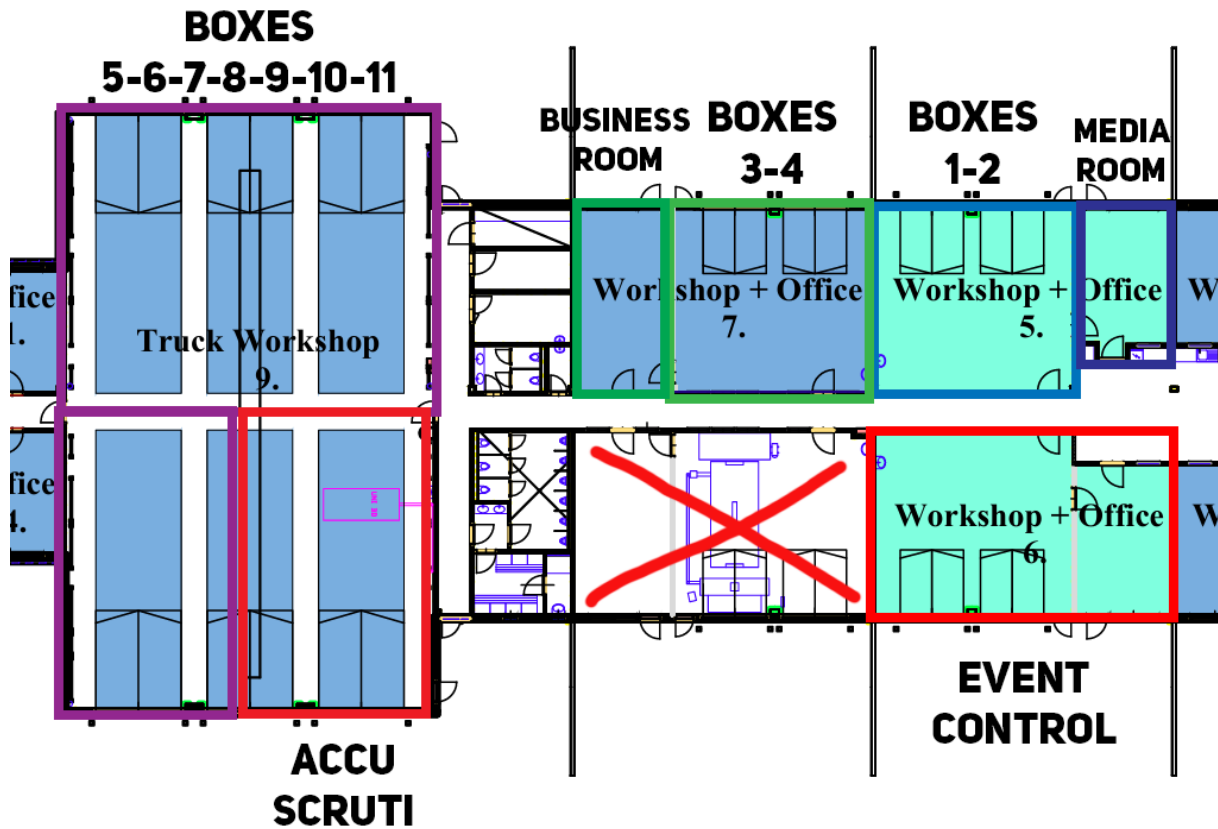
Smoking is strictly prohibited in the dynamic area, in all buildings, and in the pit area. Smoking is permitted only in the dedicated area of the event site and outside the event control.



1.3. EVENT LAYOUT



#FORMULASTUDENTEASTER



1.4. EVENT SCHEDULE

https://fseast.eu/wp-content/uploads/2026/05/fseaster_schedule-2026.pdf

1.5. CAMPING

Camping is available for the teams.

1.5.1. CAMPING ADDRESS

[Apartment and Camp Aquatherma Thermal Village](#)

8900 Zalaegerszeg Tó utca

When you arrive on Thursday, go to the Camping. If you arrive on another day, go to the Event Site first.

Please let Csilla Ruzshti know your estimated time of arrival.

+36 30 2600 512

csilla.ruzshti@fseast.eu / rcsilla01@gmail.com

1.5.2. FS EASTER CAMPING RULES

Those teams who booked their accommodation and intend to stay at the FS Easter Camping have to accept the following guidelines and rules. We created this list of rules to ensure all the necessary safety and comfort elements for the team members.

In any urgent cases you can call the emergency numbers.

1.5.2.1. COOKING, FIRES AND SMOKING

Using open fire (e.g. charcoal, gas stove, firewood) for cooking is only allowed in the designated areas.

NOTE: Alcoholic drinks are forbidden at the event site - so just drink as much as you can "sleep out", to be perfectly fit for the next day.

1.5.2.2. DAMAGES

If you cause any damage, you must pay it to the campsite.

1.6. COMMUNICATION:

Please download the Discord application to your mobile phone and join the server. We would like to ask every team to allocate at least one team member to the channel to be with all of the info up - to date.

If you joined the Discord server go to the role-selection channel first and choose your role by clicking on the "T" emoji.

Please rename your server profile name as the following YOUR NAME (TEAM NAME)!

Joining link: <https://discord.gg/mHPGBBVUag>

1.7. STATIC

Static Schedule	Engineering Design Event	Cost & Manufacturing Event	Business Plan Presentation Event
Joanneum Racing Graz	8:30 - 9:45	10:00 - 11:00	14:00 - 15:00
Arrabona Racing Team	9:45 - 11:00	8:30 - 9:30	16:00 - 17:00
BME Formula Racing Team	11:00 - 12:15	14:00 - 15:00	8:30 - 9:30
PWR Racing Team	9:45 - 11:00	8:30 - 9:30	17:00 - 18:00
Neumann Formula Student Team	16:30 - 17:45	15:00 - 16:00	11:30 - 12:30
TU Graz Racing Team	8:30 - 9:45	10:00 - 11:00	15:00 - 16:00
Óbuda University Racing Team	11:00 - 12:15	14:00 - 15:00	SUNDAY 8:30 - 9:30
Electric Racing Miskolc	15:15 - 16:30	16:45 - 17:45	SUNDAY 9:30 - 10:30
SZEngine	15:15 - 16:30	16:45 - 17:45	10:30 - 11:30
FSB Racing Team	14:00 - 15:15	11:00 - 12:00	18:00 - 19:00
BME Motorsport	14:00 - 15:15	11:00 - 12:00	9:30 - 10:30

1.7.1. FEEDBACK FOR THE EVENTS:

- Business Plan Presentation Event: during your slot, you will receive detailed feedback and will have the opportunity to ask specific questions from the judges.
- Engineering Design Event: Short feedback during your slot & on Sunday, for details see the schedule.
- Cost and Manufacturing Event: Short feedback during your slot & on Sunday, for details see the schedule.

1.8. ORGANIZATIONAL ASPECTS

1.8.1. ARRIVAL TO THE EVENT SITE AND TEAM REGISTRATION

Registration:

Schedule: Friday, 26th June (from 9:00)

Location: ZalaZONE Entrance

Coordinates: 46.8899, 16.8362

Please make sure everyone picks up their badge and wristband at registration before entering the venue, as these are the only ways you'll be able to gain admission to the track.

IMPORTANT: You will only be able to enter the ZalaZONE by presenting your badge **AND** wristband. (it applies for every day)



1.8.1.1. REGISTRATION

Our colleagues record your arrival, and give you any possible info about the next steps - registration, parking, unpacking the trucks, etc. And you will get your wristbands and badges!

ONLY the Team Captain is allowed to register his/her team.

By signing the Standard Terms the teams state that they accept the rules of the event, that only team members will work on the car, also understanding and following the safety guidelines of the event. After that Team Captains are handed over the starter packages, dynamic pass wristbands and all passes for the registered team members.

If it's possible please bring with you the signed [Standard Terms](#).

The event guide will be provided in online form only.

If the registration procedure is over then the team is ready to enter the premises of the event.

1.8.1.2. SAFETY REGULATIONS REGARDING ENTRANCE

Please pay high attention and **DO NOT block any emergency exits of the event**. Please follow our officials' instructions at all times.

1.8.2. DRIVER REGISTRATION

Schedule: Friday, 26th June (from 9:00)

Location: Event Control

Each team could register up to 6 drivers. The drivers have to be registered in the Event Control where they have to show their valid driver's license. Each registered driver will get a numbered wristband.

1.8.3. ESO REGISTRATION

Schedule: Friday, 26th June (from 9:00)

Location: Event Control

Electric teams also have to register dedicated members with thorough knowledge about the vehicle's electrical systems: at least one Electrical Safety Officer person (ESO), and at most 4 more team members who can enter the charging area (altogether maximum 5 people). The ESOs also have to sign the registration document.

1.8.4. PARKING AT THE EVENT SITE

You are able to leave your passenger cars, vans and trucks in the designated 'Car Park' area.

The pits can be unpacked DURING and AFTER endurance. Teams who finish the competition earlier can ask our colleagues for help for early unpacking.

NOTE: The exit routes have to be unobstructed all the time, that is why we need to rule the venue's traffic. Please follow our guides in any case - unloading your vehicles, leaving the venue, moving by car/truck at the venue.

1.8.5. PARKING AT THE CAMPING

The camping has limited capacity of parking slots, so please park outside in the parking lot.

1.9. EVENT CONTROL

Schedule: from 26th June 09:00 – 28th June 19:00

Location: Event Area, Technical Building (see map)

Event Control is the central contact point for teams and all issues concerning the event.

Event Control provides:

- Information point for all competitors (concerning schedule, general questions etc.)
- Contact interface to the officials
- Registration of the drivers
- Registration of ESOs and charging area staff
- Team briefing wristband handout
- Data logger handout point
- Lost and found
- Feedback

1.10. OFFICIALS (SELECTION)

At the venue, we will answer your questions directly. To contact us before and after the event, please write us an e-mail to hello@fseast.eu. The fastest and easiest way to communicate with us is on-site.

1.10.1. BOARD MEMBERS

Csilla Ruzshti

Board | Event Manager, PR

Bendegúz Madácsi

Board | Competition Director

Lilla Lugosi

Board | Dynamic Area Leader

Máté Koba

Board | Scrutineer Leader

Csaba Al-Hafez

Board | Static Events Leader

To contact them, poke them on discord or visit the Event Control.

1.11. ANNOUNCEMENTS

The event will proceed according to the official time schedule as far as possible. Please pay attention to the Discord channel for changes in the schedule.

1.12. RULES AND GUIDELINES

1.12.1. RUNNING ENGINES OR MOTORS

You are allowed to run engines (IC) or put the car into ready-to-drive mode (EV) ONLY in the designated engine test area, after passing scrutineering.

1.12.2. DATA LOGGERS

The data loggers will be handed out at the Event control during opening hours, **in charge for a 250 € deposit.**

You have to install the data logger in the car prior to EV2 scrutineering, according to the data logger instructions available on the [FS East website](#). You can find any necessary information in the [Data Logger Specification](#). You can ask our E-scrutineers for help with the installation.

1.12.3. WELDING

We can't provide an approved welder.

1.12.4. TESTING

Driving practice is only allowed within the designated test area and at the requested times.

There will be 1 test track provided for teams, will be open during the requested time frames described in the schedule.

1.13. DYNAMIC EVENTS

1.13.1. GENERAL INFORMATION

The dynamics at FS Easter are compliant with the FSG Rules 2025 Part D and additional FS Easter Competition Handbook. The following pages describe the additional procedures and key aspects. Other information will be provided at the morning briefings on site.

1.13.2. ACCESS TO THE DYNAMIC AREA

Every team will receive four vests. With these vests at most four team members may enter

the dynamic area or the engine test area, including the driver and/or the ESO. Drivers may take them off for driving, but must put them back on afterwards. Cheating on handing out vests from the dynamic area is strictly forbidden and will be penalised!

Every team will receive an additional “Media vest”. Please follow always the official’s instructions.

The vests will be handed out at the Event control during opening hours, **in charge for a 30 € deposit / team (includes 4 dynamic + 1 media vests).**

1.13.3. TYRES

Please **arrive with pre-fitted tires.**

You can find tire services in the city:

- [Karmacsi Gumiszervíz](#)
- [Schlosser Gumiszervíz](#)

1.13.4. FUEL AND OIL

Open fuel containers are not permitted at the event. All fuel containers must be DOT approved. Waste oil is to be taken to the fuel station for disposal. Refuelling is only allowed at the fuel station, but not in the pits.

1.13.5. ENGINE TEST AREA

Location: Dynamic Platform

This is a designated area for test running the engines or motors. Entering this area is only allowed with the Dynamic wristbands. Your car must have passed scrutineering and you must follow these rules:

- The car must be in one of the designated engine test area slots.
- The car must be adequately supported, with the wheels at least 10.2 cm (4”) off the ground.
- While the engine is on, a driver must be seated in the cockpit, wearing a full safety suit and with the belts fastened.
- There must be a fire extinguisher immediately available.
- The gearbox must be in neutral or the driven wheels must be demounted.

1.13.6. FUEL STATION (CV)

Location: Dynamic Platform

Draining fuel and lubricants from the car is only permitted at the fuel station.

The fuel station is open when there is dynamic scrutineering.

1.14. TECHNICAL & SAFETY INSPECTION

1.14.1. GENERAL INFORMATION

The charging and the scrutineering area for Accumulators are located in the same place in the designated pit. When you are in the Pits be very careful, do not disturb others and take extra care to keep your tools and things in proper order. If someone's behavior is unacceptable, he or she can be banned from the area, and the team also may be penalized.

In case of fire, if someone presses the emergency horn, or if the Officials ask for it, leave the area immediately on the shortest way through the corridors.

Scrutineering will take place in the Pits. During the Scrutineering, teams may make small repairs on the car, but the time spent in one attempt can't exceed 15 minutes total. If no other team is waiting for scrutineering, then the team can continue the work until a new team arrives.

The times in the event schedule are strict. We do not start scrutineering after the area closes, but the ongoing inspections will be finished.

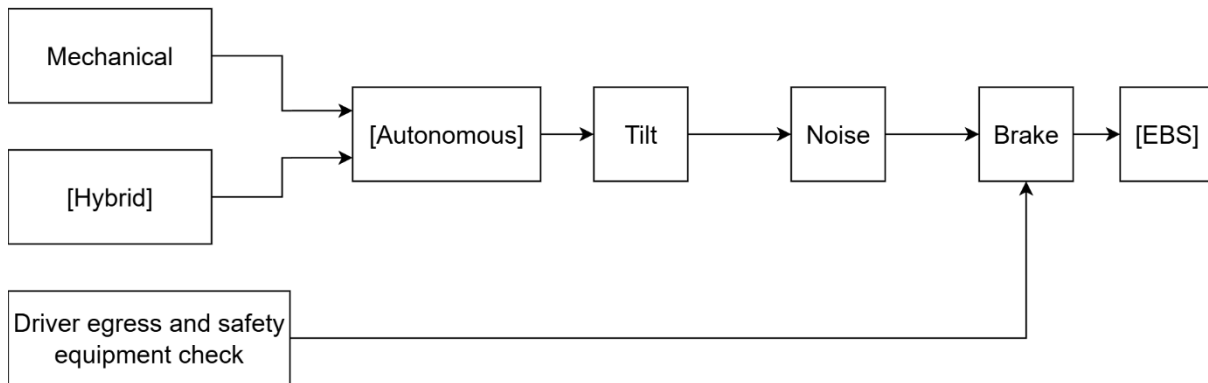
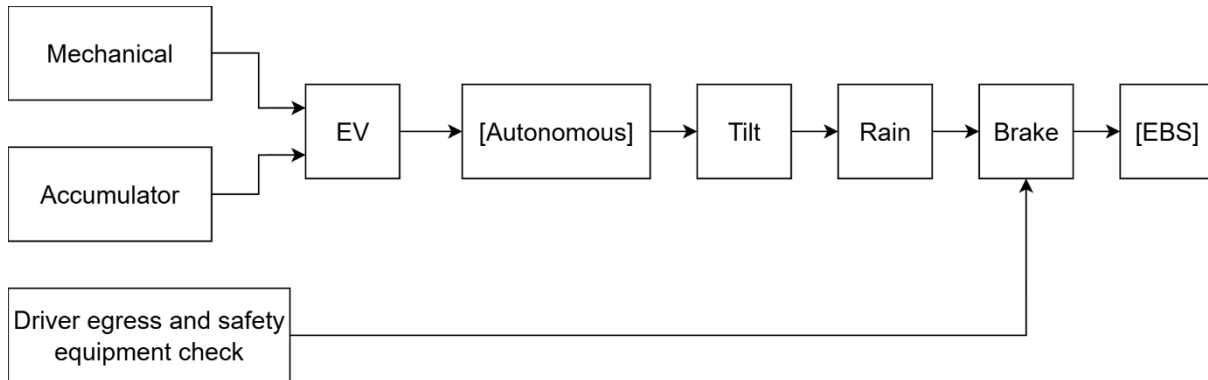
It is the team's responsibility to make sure the acceptance of each test is properly documented.

1.14.2. SCRUTINEERING ORDER

Scrutineering order is predetermined for the Static scrutineering events (Mechanical, Egress & Safety Inspection, Accumulator). Scrutineering order for the EV (Former EV1 and EV2 integrated) and Dynamic Scrutineering events and Re-scrutineering (if team not able to pass every point during their slot) will be first come first serve. Driver egress and safety will be checked during Mech I scrutineering.

The Day 1 scrutineering schedule will be available at the beginning of the 1st June week.

1.14.2.1. SCRUTINEERING DEPENDENCY



1.14.2.2. MECH I AND EGRESS

Start	End	Team			
10:00	10:45	Arrabona Racing Team	PWR Racing	TU Graz Racing	Óbuda University Racing Team
10:45	10:55	Break			
10:55	11:40	Electric Racing Miskolc	SZEngine	Joanneum Racing Graz	BME Formula Racing Team
11:40	11:50	Break			
11:50	12:35	Neumann Formula Student Team	FSB Racing Team	BME Motorsport	

1.14.2.3. MECH II

Start	End	Team			
13:30	14:15	Arrabona Racing Team	PWR Racing	TU Graz Racing	Óbuda University Racing Team
14:15	14:25	Break			
14:25	15:10	Electric Racing Miskolc	SZEngine	Joanneum Racing Graz	BME Formula Racing Team
15:10	15:20	Break			
15:20	16:05	Neumann Formula Student Team	FSB Racing Team	BME Motorsport	

1.14.2.4. MECH III

Start	End	Team			
13:30	14:15	Arrabona Racing Team	PWR Racing	TU Graz Racing	Óbuda University Racing Team
14:15	14:25	Break			
14:25	15:10	Electric Racing Miskolc	SZEngine	Joanneum Racing Graz	BME Formula Racing Team
15:10	15:20	Break			
15:20	16:05	Neumann Formula Student Team	FSB Racing Team	BME Motorsport	

1.14.2.5. MECH IV

Start	End	Team			
15:20	16:05				Arrabona Racing Team
16:05	16:15	Break			
16:15	17:00	PWR Racing	TU Graz Racing	Óbuda University Racing Team	Electric Racing Miskolc
17:00	17:10	Break			
17:10	17:55	SZEngine	Joanneum Racing Graz	BME Formula Racing Team	Neumann Formula Student Team
17:55	18:05	Break			
18:05	18:50	FSB Racing Team	BME Motorsport		

1.14.2.6. HV ACCU

Start	End	Team				
10:30	12:00	Arrabona Racing Team	PWR Racing Team	TU Graz Racing Team	Electric Racing Miskolc	Joanneum Racing Graz
12:00	13:30	Lunch				
13:30	15:00	BME Formula Racing Team	FSB Racing Team			

1.14.2.7. CHARGING OF HV ACCUMULATORS

Charging of HV accumulators is only permitted in the designated charging area (accumulator scrutineering slots). After charging, it is mandatory to leave the accumulator for 1 hour cooldown period before leaving the charging area. Available sockets for chargers are 230 VAC 1 phase up to 16 A and 400 VAC 3 phase up to 16 A.

1.14.3. TESTING

Location: see the map of the venue (Dynamic platform)

Driving practice is only allowed within the designated test area and at the designated times.

1.15. DYNAMIC DISCIPLINES

All of the dynamic disciplines are carried out on the Dynamic Platform.

1.16. STATIC EVENTS

1.16.1. ENGINEERING DESIGN EVENT

Location: Team’s pits

During the competition, a discussion with the judges will take place, next to the team’s vehicle.

The exact time of your team’s design judging can be found in the Static Events Schedule.

1.16.2. COST AND MANUFACTURING EVENT

Location: Team’s pits

During the competition, a discussion with the judges will take place, next to the team's vehicle.

The exact time of your team's cost judging can be found in the Static Events Schedule.

1.16.3. BUSINESS PLAN PRESENTATION EVENT

Location: Business Room (see map)

The exact time of your team's business judging can be found in the Static Events Schedule.

2. CHANGELOG

Version	Date	Modification	Page
1.0.0	28 th May, 2026	Original document	-
1.1.0	11 th June 2026	1.14.2. Scruti schedules	18-20

Részletek vagy az egész dokumentum felhasználása csakis a Járműmérnökök Egyesületének írásos engedélyével lehetséges.

Copyright Járműmérnökök Egyesülete 2026.

No part of this document or the whole publication may be used without the prior written permission of
Association of Automotive Engineers.

Copyright Association of Automotive Engineers 2026.