

FORMULA STUDENT EAST

EVENT HANDBOOK

AUG
7<>11
2021

#FSEASTAUG7<>11

RELEASE

VERSION 1.2

RELEASE DATE: 2ND OF AUGUST 2021

FURTHER DETAILS AT [FSEAST.EU](https://fseast.eu)

#FSEAST #FSEASTAUG7<>11

EMERGENCY INFORMATION



MINOR INJURY

MEDICAL CENTRE

Please accompany the injured person to the medical centre. Emergency aid is provided there. The medical centre is available every day round the clock.



SEVERE INJURY

CONTACT SOMEONE WITH A TWO-WAY RADIO

Most of the officials and security have a two-way radio. Ask them to call the medical centre or an ambulance on radio channel 7.

CALL AN AMBULANCE YOURSELF

Call an ambulance yourself if someone is severely injured and requires urgent help. The emergency number for every landline and mobile phone is 112. (Also see information about emergency calls below.)

DURING DYNAMICS

When the dynamic area is open, a special rescue team is on site. To contact them, ask someone with a two-way radio (official, security).



HOSPITAL

MAIN HOSPITAL

Pest Megyei Flór Ferenc Kórház
Address: 2143 Kistarcsa, Semmelweis square 1.
Phone: +36 28 507 600
Fax: +36 28 507 648
E-mail: flor@florhosp.hu
Homepage: www.florhosp.hu
(Also see directions on the next page)



EMERGENCY NUMBERS

If an emergency occurs outside the times of the competition, call 112. This number works with all landlines, as well as mobile phones or coin-operated telephones as international GSM-standard. It is always free of charge, but should be used only in case of emergencies.

OFFICIALS

In case of an emergency, please call one of them, no matter what time it is.

Event Manager:	Tamás Csütörtöki	+36 30 370 0733	0-24h
Ticket Center:	Nikolett Czuczor	+36 70 747 0326	7-18h
Event Control:	Szandra Hofer	+36 30 596 0772	7-22h

Regular emergency number:	112	0-24h
---------------------------	-----	-------



BEHAVIOUR IN CASE OF REGULAR FIRES (FUEL, OIL, PAPER, WOOD, ETC.)

1. Call for help (firefighters/ambulance) by either finding an official with a radio or calling 112.
2. Assist injured people to leave the area, provide first aid if you can.
3. Try to extinguish the fire, if this is possible without risking your own safety. If an electric consumer is on fire, first cut the power to it.
4. Leave the area and instruct others to do so as well.
5. Wait for the firefighters/ambulance to arrive.
6. Handling of the situation by the firefighters, medical treatment provided by ambulance.



BEHAVIOUR IN CASE OF ACCUMULATOR FIRES

1. Immediately leave the area in a radius of 5 meters and instruct others to do so as well. Assist injured people to leave the area. An overheated accumulator is extremely dangerous, so do not put yourself in danger by trying to put it out.
2. Provide first aid to the injured, if you can. See below section on what to do in case of electric shock – in any case, do NOT give the victim water or food.
3. Call for help by finding an official with a radio or by calling 112 yourself. Wait for the firefighters and ambulance to arrive, who will handle the situation.
4. Stay out of the way of fumes coming from the accumulator or the car; mind the wind direction.



BEHAVIOR IN CASE OF ELECTRIC SHOCK

1. Call for medical help by finding an official with a radio or by calling 112 yourself, preferably in parallel to the steps below.
2. Push one of the emergency shutdown buttons and wait until the TSAL is switched off. Note that this can take up to 5 seconds, wait patiently.
3. Try to speak with the victim and ask him/her about his/her health.
4. Insulate yourself if you must move a victim away from a live contact – wear dry gloves or cover your hands with multiple layers of cloth and cover potential contact paths with the car with the HV isolation blanket.
5. Watch your footing to make sure that you do not slip or fall when trying to move the victim.
6. Do not move the victim if there is a possibility of neck or spinal injuries, unless he/she is in immediate danger.
7. Do NOT give water or food to the victim.
8. Give artificial respiration if the victim is not breathing.
9. Give CPR if the victim's heart has stopped (only if you are trained in CPR) or use an Automated External Defibrillator.
10. Cover burns with a sterile dressing. On the surface, electrical burns may not look serious, but the burn can be severe deeper in the tissue.
11. Keep the victim comfortable, warm and at rest, and monitor his/her breathing until the ambulance arrive.
12. The victim might undergo ventricular fibrillation several minutes after experiencing a shock..

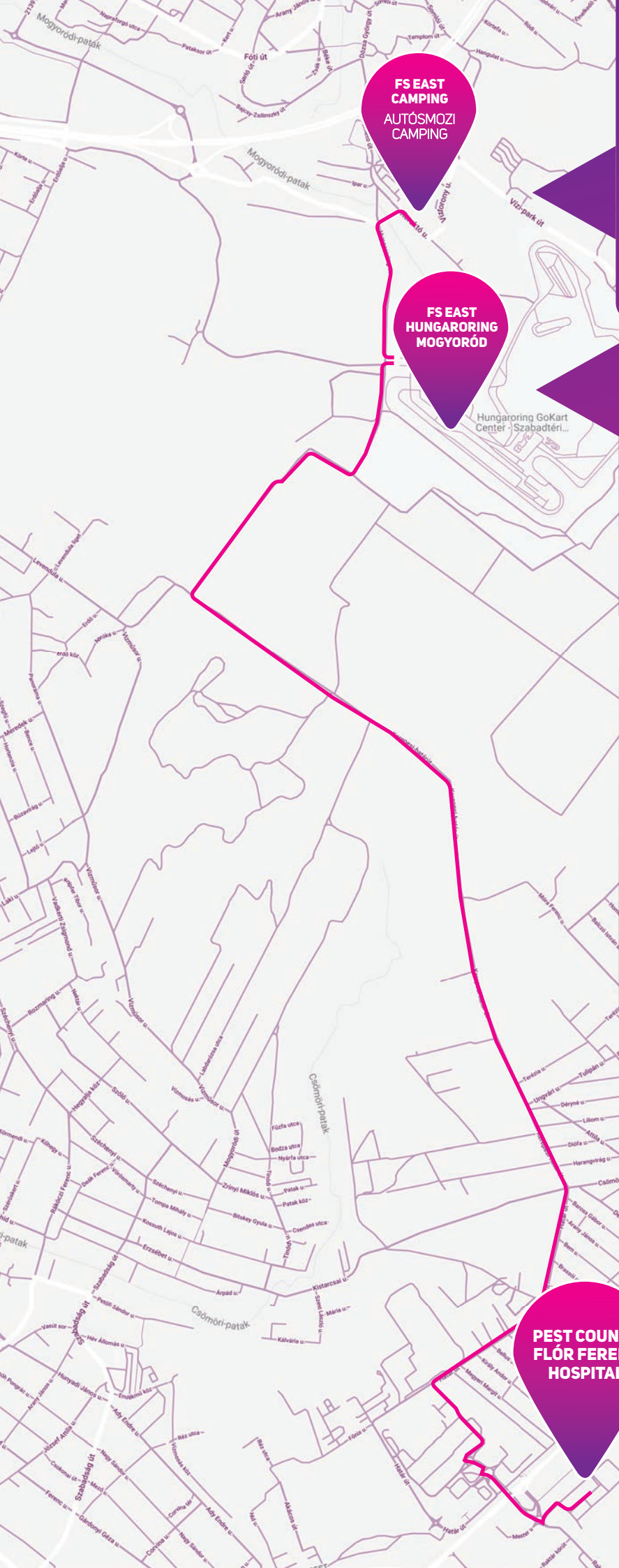


ROUTE TO HOSPITAL
ON NEXT PAGE



TEAMS LIST

#	Pit#	Team name	University name	Country	Fuel type	Car
1	48	AAU Racing	Aalborg University	Denmark	CV	18
2	49	Aixtreme Racing	Fachhochschule Aachen	Germany	CV	571
3	9	AMZ driverless	ETH Zuerich	Switzerland	DV-E	433
4	10	AMZ electric	ETH Zürich	Switzerland	EV	33
5	6	Aristotle Racing Team	Aristotle University of Thessaloniki	Greece	CV	14
6	8	Aristotle University Racing Team Electric	Aristotle University of Thessaloniki	Greece	EV	141
7	7	Aristotle University Racing Team Electric & Driverless	Aristotle University of Thessaloniki	Greece	DV-E	41
8	25	Arrabona Racing Team	Széchenyi István University	Hungary	CV	79
9	23	BME Formula Racing Team	Budapest University of Technology	Hungary	EV	11
10	24	BME Motorsport	TU Budapest	Hungary	CV	194
11	50	Centaurus Racing Team	Univeristy of Thessaly	Greece	CV	73
12	51	Cerber Motorsport	Bialystok University of Technology	Poland	CV	70
13	52	CTU CarTech	Czech Technical University in Prague	Czech Republic	CV	233
14	1	CURE Mannheim e.V.	Cooperative State University Mannheim	Germany	DV-E	101
15	27	Deefholt Dynamics e.V.	UAS Diepholz	Germany	EV	31
16	29	Delta Racing Mannheim electric eV	UAS Mannheim	Germany	EV	168
17	28	DHBW Engineering	DHBW Stuttgart	Germany	EV	77
18	30	Dynamis PRC	Politecnico di Milano	Italy	EV	190
19	11	e-gnition Hamburg	Technical University of Hamburg	Germany	DV-E	478
20	12	e-gnition Hamburg e.V.	Technical University of Hamburg	Germany	EV	78
21	31	E.Stall Esslingen	UAS Esslingen	Germany	EV	95
22	19	Ecurie Aix Formula Student Team RWTH Aachen e.V.	RWTH Aachen University	Germany	DV-E	499
23	20	Ecurie Aix Formula Student Team RWTH Aachen e.V.	RWTH Aachen University	Germany	EV	99
24	2	Elbflorace	TU Dresden	Germany	DV-E	17
25	3	Elefant Racing e.V.	University of Bayreuth	Germany	DV-E	29
26	33	EPFL Racing Team	Ecole Polytechnique Fédérale de Lausanne	Switzerland	EV	127
27	53	Estaca Formula Team	ESTACA	France	CV	278
28	32	Fast Forest Electric	Deggendorf Institute of Technology	Germany	EV	42
29	4	FaSTTUBe Driverless	Technical University Berlin	Germany	DV-C	513
30	34	Formula Electric Belgium	KU Leuven	Belgium	EV	122
31	14	FS Team Tallinn	Tallinn University of Technology / Tallinn University of Applied Sciences	Estonia	EV	124
32	13	FS Team Tallinn Driverless	Tallinn University of Technology / Tallinn University of Applied Sciences	Estonia	DV-E	19
33	35	FSB Racing Team	University of Zagreb	Croatia	EV	52
34	15	Greenteam Uni Stuttgart	University of Stuttgart	Germany	DV-E	426
35	16	GreenTeam Uni Stuttgart Electric	University of Stuttgart	Germany	EV	26
36	54	HAWKS Racing	UAS Hamburg	Germany	CV	69
37	36	Herkules Racing Team	University of Kassel	Germany	EV	28
38	55	High-Octane Motorsports e.V.	FAU Erlangen-Nuremberg	Germany	CV	247
39	57	joanneum racing graz	U.A.S. Graz	Austria	CV	21
40	17	KA-RaceIng Driverless	Karlsruhe Institute of Technology	Germany	DV-E	421
41	18	KA-RaceIng Electric	Karlsruhe Institute of Technology	Germany	EV	221
42	26	KEFO Motorsport	John von Neumann University	Hungary	CV	229
43	56	Lund Formula Student	Lund University	Sweden	CV	291
44	58	Metz Racing Team	Ecole Nationale d'Ingénieurs de Metz	France	CV	157
45	59	PERSEUS Racing	UNI of Western Macedonia	Greece	CV	276
46	60	Polimarche Racing Team	Università Politecnica delle Marche	Italy	CV	10
47	37	Prom Racing	National Technical University of Athens	Greece	EV	25
48	61	PRz Racing Team	Rzeszow University of Technology	Poland	CV	133
49	62	PWR Racing Team	Wroclaw University of Science and Technology	Poland	CV	311
50	38	Race UP Electric	University of Padua	Italy	EV	185
51	39	Raceyard E	University of Applied Sciences Kiel	Germany	EV	253
52	64	Rennstall Esslingen	UAS Esslingen	Germany	CV	94
53	63	Rennteam Uni Stuttgart e.V.	University of Stuttgart	Germany	CV	290
54	40	Revolve NTNU	Norwegian University of Science and Technology	Norway	EV	63
55	65	Road Arrow Combustion Team	University of Belgrade	Serbia	CV	35
56	41	Speeding Scientists Siegen e.V.	University of Siegen	Germany	EV	53
57	5	Starkstrom Augsburg Driverless	University of Applied Sciences Augsburg	Germany	DV-E	469
58	42	Strohm und Söhne	Georg Simon Ohm Hochschule Nürnberg	Germany	EV	60
59	43	STUBA Green Team	Slovak University of Technology	Slovakia	EV	90
60	66	Tampere Formula Student	Tampere University of Applied Sciences	Finland	CV	178
61	68	Togliatti Racing Team	Togliatti State University	Russian Federation	CV	93
62	67	TU Brno Racing	Brno University of Technology	Czech Republic	CV	74
63	69	TU Istanbul Racing	Istanbul Technical University	Turkey	CV	34
64	44	TUfast e-technology	Technical University Munich	Germany	EV	231
65	45	TUG Racing Team	TU Graz	Austria	EV	153
66	70	UGATU Racing Team	UFA STATE AVIATION TECHNICAL UNIVERSITY (USATU)	Russian Federation	CV	2
67	71	UNI Maribor Grand Prix Engineering	University of Maribor	Slovenia	CV	335
68	46	UniPR Racing Team	University of Parma	Italy	EV	88
69	47	UoP Racing Team	University of Patras	Greece	EV	86
70	21	UPBracing Team E	University of Paderborn	Germany	EV	300
71	22	UPBracing Team e.V.	University of Paderborn	Germany	CV	58



Greetings from the East village!

CAMPING
AUTÓSZOZI
CAMPING I
2146 MOGYORÓD,
KEREKTÓ STR. 4.

#GPS
47.587654
19.247102

FORMULA
STUDENT EAST

#GPS
47.583578
19.24146

EVENT SITE
HUNGARORING



HOSPITAL
PEST COUNTY
FLÓR FERENC HOSPITAL
2143 KISTARCSA, SEMMELWEIS SQ 1.
+36 28 507 600
WWW.FLORHOSP.HU

#GPS
47.539196
19.253366

Leave the event site and turn left to Hungaroring street at the MOL fuel station. At the crossroad turn right, then continue to follow the road until you reach the next one, then turn left. This road will take you to Kistarcsa, keep ahead until Auchan Shopping Centre, where you should turn left and pass by the whole area by going straight ahead in the first two roundabouts. At the third roundabout take the third exit and after 150 metres turn right to Semmelweis square. The hospital is going to be on your left, take a left turn at the corner of the building to reach the main entrance.

DAY #0

6TH AUGUST // FRIDAY

- 09:00 Campsite opens @Campsite
- 09:00 - 20:00 Campsite Check-in & Moving in @Campsite
- 09:00 - 18:00 Team Registration @Campsite
- 12:30 - 18:00 Driver, Data logger, Transponder, ESO & ASO Registration @Campsite
- 13:00 - 18:00 Scrutineering - Accumulator and Safety Equipments check @Campsite
- 18:00 - 19:00 Opening Ceremony @Campsite
- 20:00 - 22:00 International Dinner @Campsite

DAY #1

7TH AUGUST // SATURDAY

- 07:00 - 21:00 Event Site Open
- 07:00 - 21:00 Event Control
- 07:00 - 16:00 Ticket Center
- 07:00 - 12:00 Moving in to the Pits
- 08:00 - 09:00 Team Briefing @Catering
- 09:30 - 10:30 Judge Briefing and Photo @Event Control
- 10:00 - 20:30 Scrutineering and Charging Area Open
- 10:00 - 12:00 Test Track Open (AlumniCup)
- 10:30 - 18:00 Business Plan Presentation Event (CV, EV, DV)
- 10:30 - 18:00 Cost and Manufacturing Event (CV) @Static Pits
- 10:30 - 19:30 Engineering Design Event (DV) @Team Pits
- 12:00 - 13:30 Lunch break
- 13:30 - 18:00 Dynamic Scrutineering (CV, EV, DV)
- 13:30 - 18:00 Test Track Open (CV, EV)
- 14:00 - 15:00 Full GP lap on Hungaroring AlumniCup
- 21:00 Pits close
- 21:00 - 22:00 Drive-in Cinema @Campsite
- 21:00 Judge & Ambassador Night @Campsite

DAY #2

8TH AUGUST // SUNDAY

- 07:00 - 21:00 Event Site Open
- 07:00 - 21:00 Event Control
- 07:00 - 16:00 Ticket Center
- 07:00 - 08:30 FS East Runs
- 07:30 - 08:30 Judge Briefing & Photo for Design and Cost @Event Control
- 08:00 - 20:30 Scrutineering and Charging Area Open
- 08:00 - 08:30 Team Briefing @Catering
- 08:30 - 17:00 Cost and Manufacturing Event (DV, EV) @Team Pits
- 08:30 - 17:30 Engineering Design Event (EV, CV) @Team Pits
- 09:00 - 12:00 Dynamic Scrutineering (CV, EV, DV)
- 09:00 - 12:00 Test Track Open (CV, EV)
- 12:00 - 13:30 Lunch break
- 13:30 - 18:00 Dynamic Scrutineering (CV, EV, DV)
- 13:30 - 18:00 Test Track Open (CV, EV)
- 13:30 - 18:00 Skidpad (CV, EV)
- 19:00 - 21:30 Business Plan Presentation Event final @Campsite
- 21:00 Pits close
- 21:30 - 22:30 Drive-in Cinema @Campsite

EVENT SCHEDULE

- EVENT EVENT
- STATIC STATIC EVENTS
- DYNMC DYNAMIC EVENTS
- TECH TECHNICAL EVENTS
- ALMN ALUMNI CUP EVENTS

MARKERS

AUG 7<>11

DAY #3

9TH AUGUST // MONDAY

- 07:00 - 21:00 Event Site Open
- 07:00 - 21:00 Event Control
- 07:00 - 08:30 FS East Runs
- 08:00 - 16:00 Ticket Center
- 08:00 - 09:00 Team Briefing @Catering
- 08:00 - 16:00 Scrutineering and Charging Area Open
- 08:30 - 09:00 Acceleration AlumniCup
- 08:30 - 09:00 Skidpad AlumniCup
- 09:00 - 12:00 Dynamic Scrutineering (CV, EV, DV)
- 09:00 - 12:00 Test Track Open (CV, EV, DV)
- 09:00 - 12:00 Acceleration (CV, EV, DV)
- 09:00 - 12:00 Skidpad (CV, EV)
- 10:00 - 11:00 Press Conference
- 12:00 - 13:00 Track Building
- 13:00 - 14:00 Track Walk
- 13:00 - 14:00 Lunch break
- 13:30 - 18:00 Dynamic Scrutineering (CV, EV, DV)
- 14:00 - 18:00 Test Track Open (DV)
- 14:00 - 18:00 Skidpad (DV)
- 14:00 - 14:30 Autocross AlumniCup
- 14:00 - 18:00 Autocross (CV, EV)
- 18:00 - 18:45 Cost and Manufacturing Event final
- 19:00 - 21:00 Engineering Design Event final @Dynamic Area
- 21:00 Pits close
- 20:00 - 22:00 Official and Volunteer Dinner @Campsite
- 21:00 - 22:00 Drive-in Cinema @Campsite

"IF YOU CAN'T MAKE IT PRECISE, MAKE IT ADJUSTABLE"

DAY #4

10TH AUGUST // TUESDAY

- 07:00 - 21:00 Event Site Open
- 07:00 - 21:00 Event Control
- 07:00 - 08:00 FS East Runs
- 07:00 - 08:00 Team Briefing @Catering
- 08:00 - 16:00 Ticket Center
- 08:00 - 15:00 Charging Area Open
- 08:00 - 08:30 Track Walk
- 08:30 - 12:00 Endurance (CV, EV)
- 08:30 - 12:00 Test Track Open (DV)
- 09:00 - 12:00 Skidpad (DV)
- 12:00 - 13:00 Lunch break
- 13:00 - 16:00 Autocross (DV)
- 13:00 - 18:00 Endurance (CV, EV)
- 16:00 - 18:00 Trackdrive (DV)
- 16:30 - 17:00 Endurance AlumniCup
- 18:30 - 20:00 Panoramic Picture
- 21:00 Pits close
- 22:00 - Award Ceremony for CV, EV @Campsite

DAY #5

11TH AUGUST // WEDNESDAY

- 07:00 - 12:00 Event Site Open
- 07:00 - 12:00 Event Control
- 07:00 - 12:00 Moving out of the Pits
- 07:00 - 08:00 FS East Runs
- 07:30 - 08:00 Team Briefing @Catering
- 08:00 - 11:30 Ticket Center
- 08:00 - 09:30 Autocross DV
- 09:30 - 11:30 Trackdrive DV
- 11:30 - Dynamic Area Deconstruction
- 14:30 - 15:30 Award Ceremony for DV @Campsite
- 21:00 - 22:00 Drive-in Cinema @Campsite

DAY #6

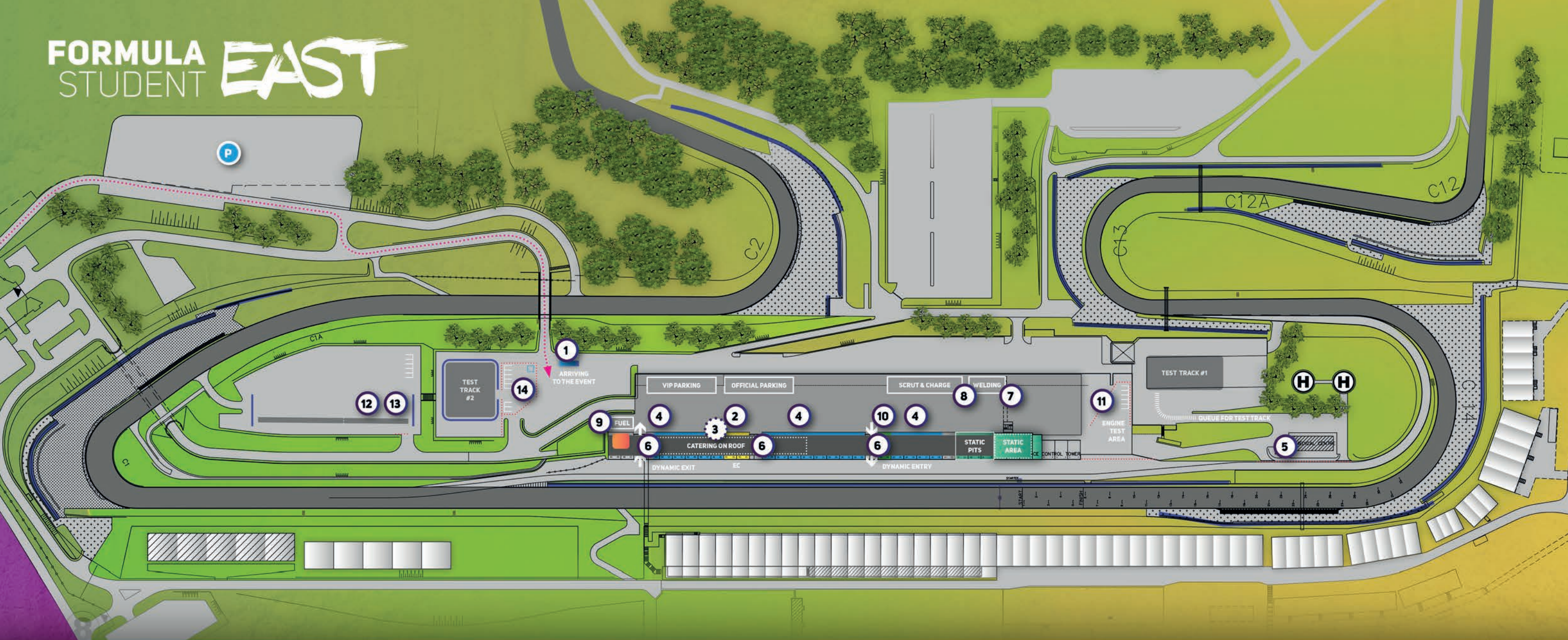
12TH AUGUST // THURSDAY

- 07:00 - 12:00 Moving out of the FS East Camp

SPONSORS



FORMULA STUDENT EAST



DAY #1

7TH OF AUGUST

SATURDAY // ALL DAY



DAILY SCHEDULE

- 07:00 - 21:00 Event Site Open
- 07:00 - 21:00 Event Control
- 07:00 - 16:00 Ticket Center
- 07:00 - 12:00 Moving in to the Pits
- 08:00 - 09:00 Team Briefing @Catering
- 09:30 - 10:30 Judge Briefing and Photo @Event Control
- 10:00 - 20:30 Scrutineering and Charging Area Open
- 10:00 - 12:00 Test Track Open (AlumniCup)
- 10:30 - 18:00 Business Plan Presentation Event (CV, EV, DV)
- 10:30 - 18:00 Cost and Manufacturing Event (CV) @Static Pits
- 10:30 - 19:30 Engineering Design Event (DV) @Team Pits
- 12:00 - 13:30 Lunch break
- 13:30 - 18:00 Dynamic Scrutineering (CV, EV, DV)
- 13:30 - 18:00 Test Track Open (CV, EV)
- 14:00 - 15:00 Full GP lap on Hungaroring AlumniCup
- 21:00 Pits close
- 21:00 - 22:00 Drive-in Cinema @Campsite
- 21:00 Judge & Ambassador Night @Campsite

EVENT

STATIC

DYNMC

TECH

ALMN

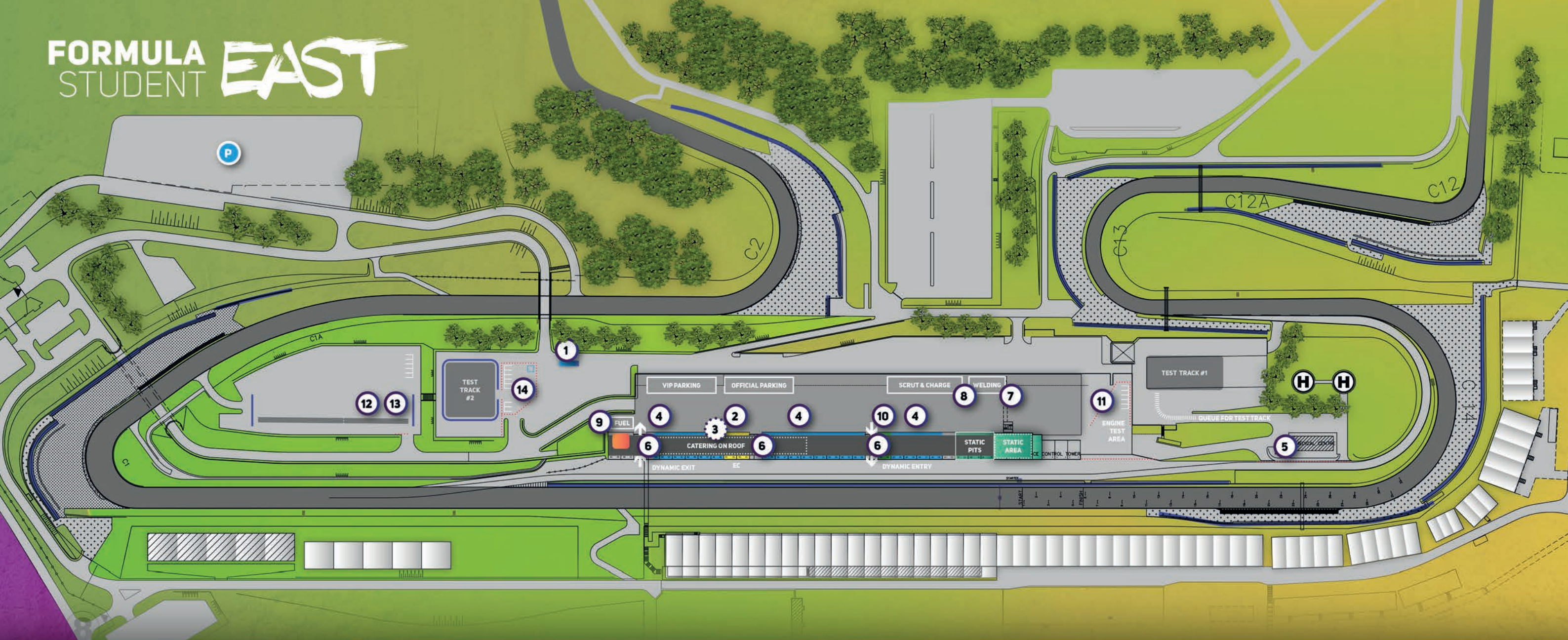
MAP LEGEND

- 1 ENTRANCE / TICKET CENTER
- 2 EVENT CONTROL
- 3 CATERING
- 4 TEAM PITS
- 5 FIRST AID / RESCUE
- 6 TOILETS IN THE BUILDING
- 7 WELDING
- 8 CHARGING / SCRUT
- 9 FUELSTATION
- 10 TYRE CHANGE
- 11 ENGINE TEST AREA
- 12 EBS TEST FOR DV
- 13 BRAKE TEST FOR EV
- 14 NOISE, TILT, RAIN
- FENCE
- ON THE ROOF
- WAITING SPOT
- WATER WALL GATES
- PARKING

READ IT!

PLEASE ALSO CHECK OUR NOTES ON MOVING IN & PRE-SCRUTINEERING OPTIONS IN THE CAMPING AREA! PAGE 27 AND 43.

FORMULA STUDENT EAST



DAY #2

8TH OF AUGUST

SUNDAY // MORNING

MORNING SCHEDULE

- 07:00 - 21:00 Event Site Open
- 07:00 - 21:00 Event Control
- 07:00 - 16:00 Ticket Center
- 07:00 - 08:30 FS East Runs
- 07:30 - 08:30 Judge Briefing & Photo for Design and Cost @Event Control
- 08:00 - 20:30 Scrutineering and Charging Area Open
- 08:00 - 08:30 Team Briefing @Catering
- 08:30 - 17:00 Cost and Manufacturing Event (EV, CV) @Team Pits
- 08:30 - 17:30 Engineering Design Event (EV, CV) @Team Pits
- 09:00 - 12:00 Dynamic Scrutineering (CV, EV, DV)
- 09:00 - 12:00 Test Track Open (CV, EV)



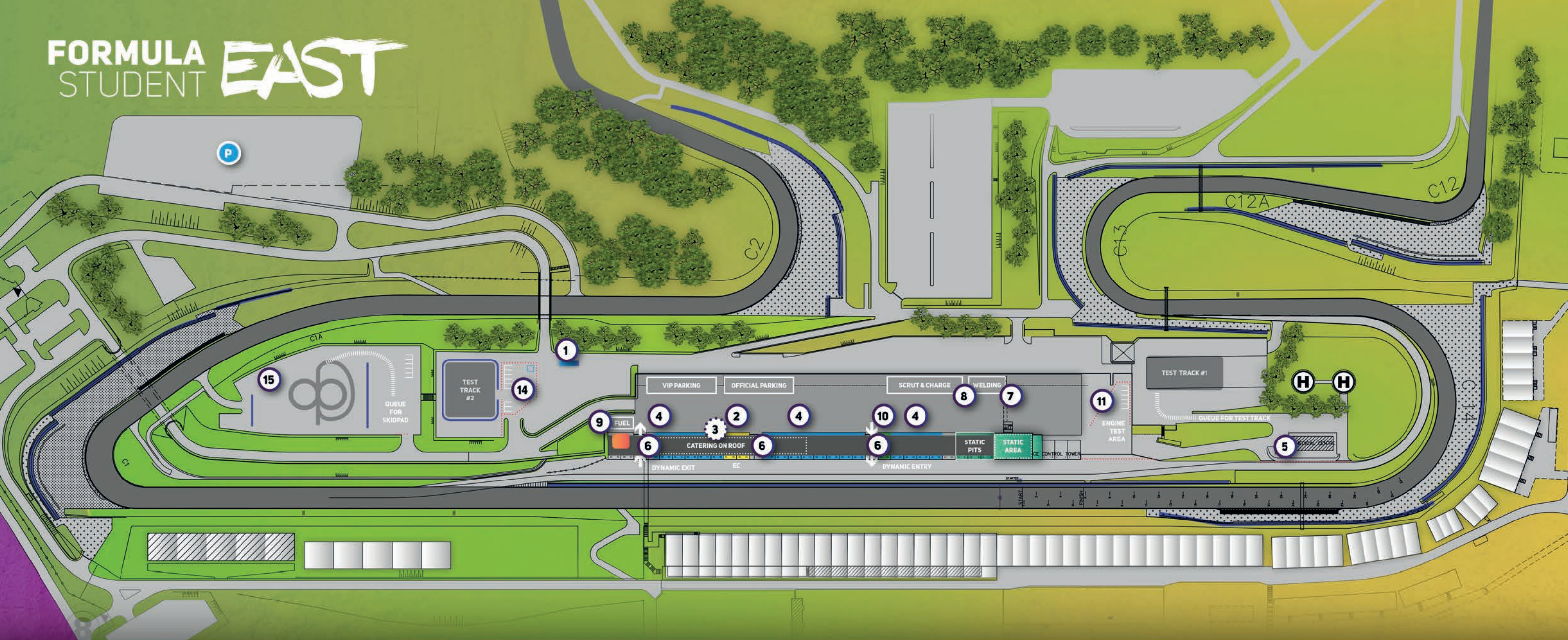
MAP LEGEND

- | | | |
|----------------------------|----------------------|------------------|
| 1 ENTRANCE / TICKET CENTER | 12 EBS TEST FOR DV | FENCE |
| 2 EVENT CONTROL | 13 BRAKE TEST FOR EV | ON THE ROOF |
| 3 CATERING | 14 NOISE, TILT, RAIN | WAITING SPOT |
| 4 TEAM PITS | | WATER WALL GATES |
| 5 FIRST AID / RESCUE | | PARKING |
| 6 TOILETS IN THE BUILDING | | |
| 7 WELDING | | |
| 8 CHARGING / SCRUT | | |
| 9 FUELSTATION | | |
| 10 TYRE CHANGE | | |
| 11 ENGINE TEST AREA | | |



HERE IS
THE WHERE IS

FORMULA STUDENT EAST



DAY #2

8TH OF AUGUST

SUNDAY // AFTERNOON

AFTERNOON SCHEDULE

- 12:00 - 13:30 Lunch break
- 13:30 - 18:00 Dynamic Scrutineering (CV, EV, DV)
- 13:30 - 18:00 Test Track Open (CV, EV)
- 13:30 - 18:00 Skidpad (CV, EV)
- 19:00 - 21:30 Business Plan Presentation Event final @Campsite
- 21:00 Pits close
- 21:30 - 22:30 Drive-in Cinema @Campsite



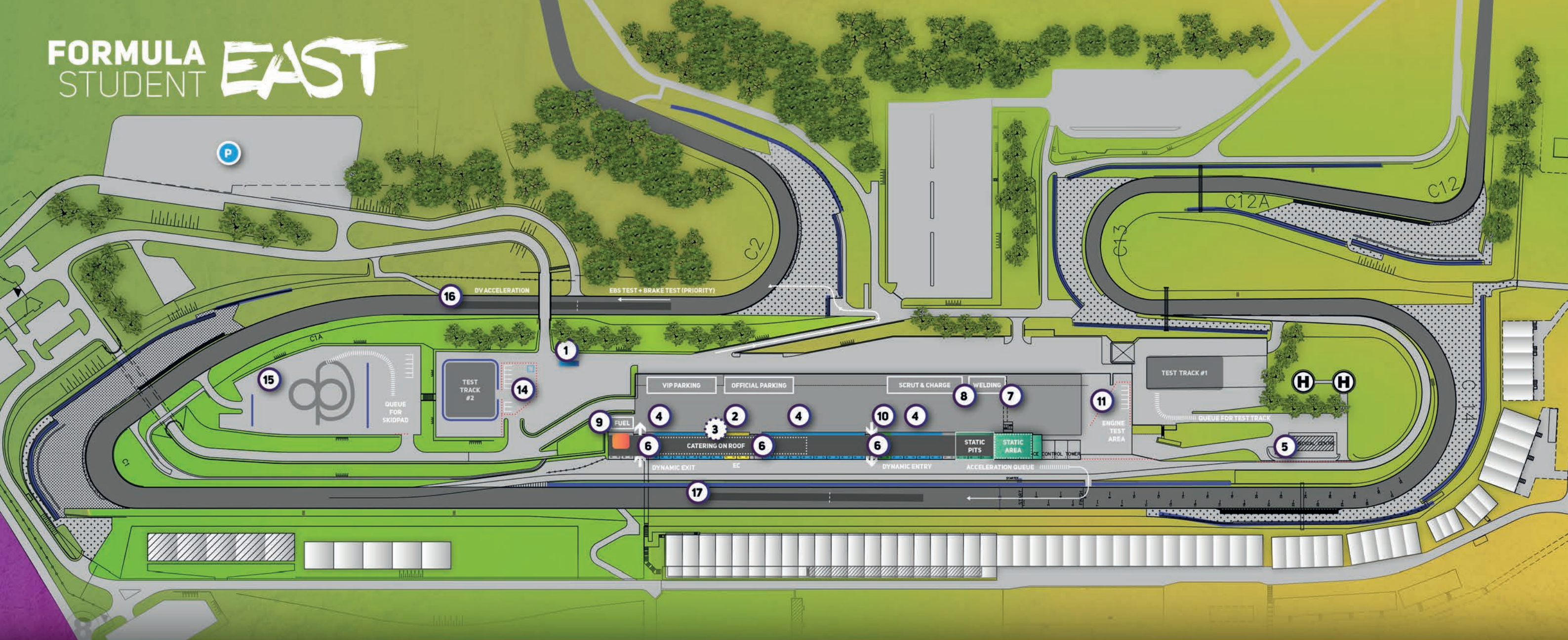
MAP LEGEND

- | | | |
|----------------------------|----------------------|------------------|
| 1 ENTRANCE / TICKET CENTER | 14 NOISE, TILT, RAIN | FENCE |
| 2 EVENT CONTROL | 15 SKIDPAD | ON THE ROOF |
| 3 CATERING | | WAITING SPOT |
| 4 TEAM PITS | | WATER WALL GATES |
| 5 FIRST AID / RESCUE | | PARKING |
| 6 TOILETS IN THE BUILDING | | |
| 7 WELDING | | |
| 8 CHARGING / SCRUT | | |
| 9 FUELSTATION | | |
| 10 TYRE CHANGE | | |
| 11 ENGINE TEST AREA | | |



HERE IS
THE WHERE IS

FORMULA STUDENT EAST



DAY #3

9TH OF AUGUST

MONDAY // MORNING



MORNING SCHEDULE

- 07:00 - 21:00 Event Site Open
- 07:00 - 21:00 Event Control
- 07:00 - 08:30 FS East Runs
- 08:00 - 16:00 Ticket Center
- 08:00 - 09:00 Team Briefing @Catering
- 08:00 - 16:00 Scrutineering and Charging Area Open
- 08:30 - 09:00 Acceleration AlumniCup
- 08:30 - 09:00 Skidpad AlumniCup
- 09:00 - 12:00 Dynamic Scrutineering (CV, EV, DV)
- 09:00 - 12:00 Test Track Open (CV, EV, DV)
- 09:00 - 12:00 Acceleration (CV, EV, DV)
- 09:00 - 12:00 Skidpad (CV, EV)
- 10:00 - 11:00 Press Conference
- 12:00 - 13:00 Track Building
- 13:00 - 14:00 Track Walk
- 13:00 - 14:00 Lunch break

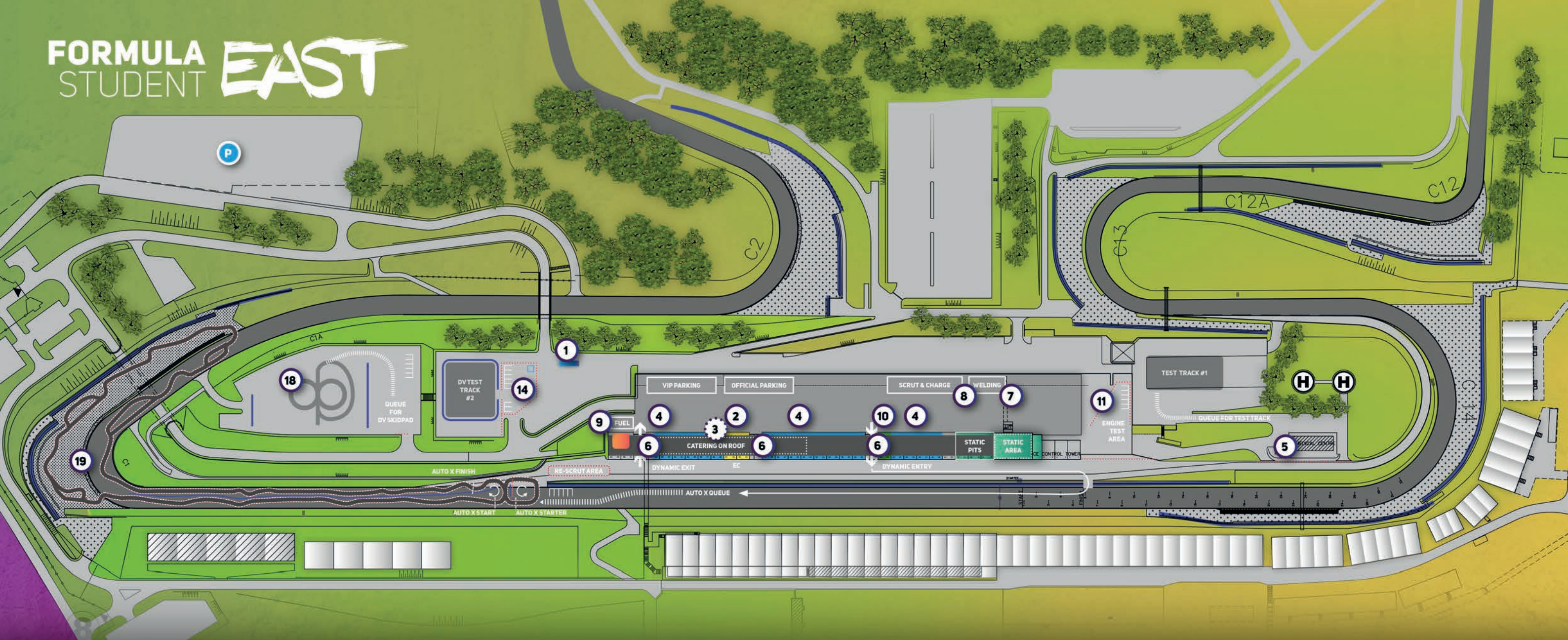


MAP LEGEND

- 1 ENTRANCE / TICKET CENTER
- 2 EVENT CONTROL
- 3 CATERING
- 4 TEAM PITS
- 5 FIRST AID / RESCUE
- 6 TOILETS IN THE BUILDING
- 7 WELDING
- 8 CHARGING / SCRUT
- 9 FUELSTATION
- 10 TYRE CHANGE
- 11 ENGINE TEST AREA
- 14 NOISE, TILT, RAIN
- 15 SKIDPAD
- 16 EBS/BRAKE TEST
- 16 DV ACCELERATION
- 17 CV-EV ACCELERATION
- FENCE
- ON THE ROOF
- WAITING SPOT
- WATER WALL GATES
- PARKING

HERE IS THE WHERE IS

FORMULA EAST STUDENT



DAY #3

9TH OF AUGUST

MONDAY // AFTERNOON

AFTERNOON SCHEDULE

- 12:00 - 13:00 Track Building
- 13:00 - 14:00 Track Walk
- 13:00 - 14:00 Lunch break
- 13:30 - 18:00 Dynamic Scrutineering (CV, EV, DV)
- 14:00 - 18:00 Test Track Open (DV)
- 14:00 - 18:00 Skidpad (DV)
- 14:00 - 14:30 Autocross AlumniCup
- 14:00 - 18:00 Autocross (CV, EV)
- 18:00 - 18:45 Cost and Manufacturing Event final
- 19:00 - 21:00 Engineering Design Event final @Dynamic Area
- 21:00 Pits close
- 20:00 - 22:00 Official and Volunteer Dinner @Campsite
- 21:00 - 22:00 Drive-in Cinema @Campsite



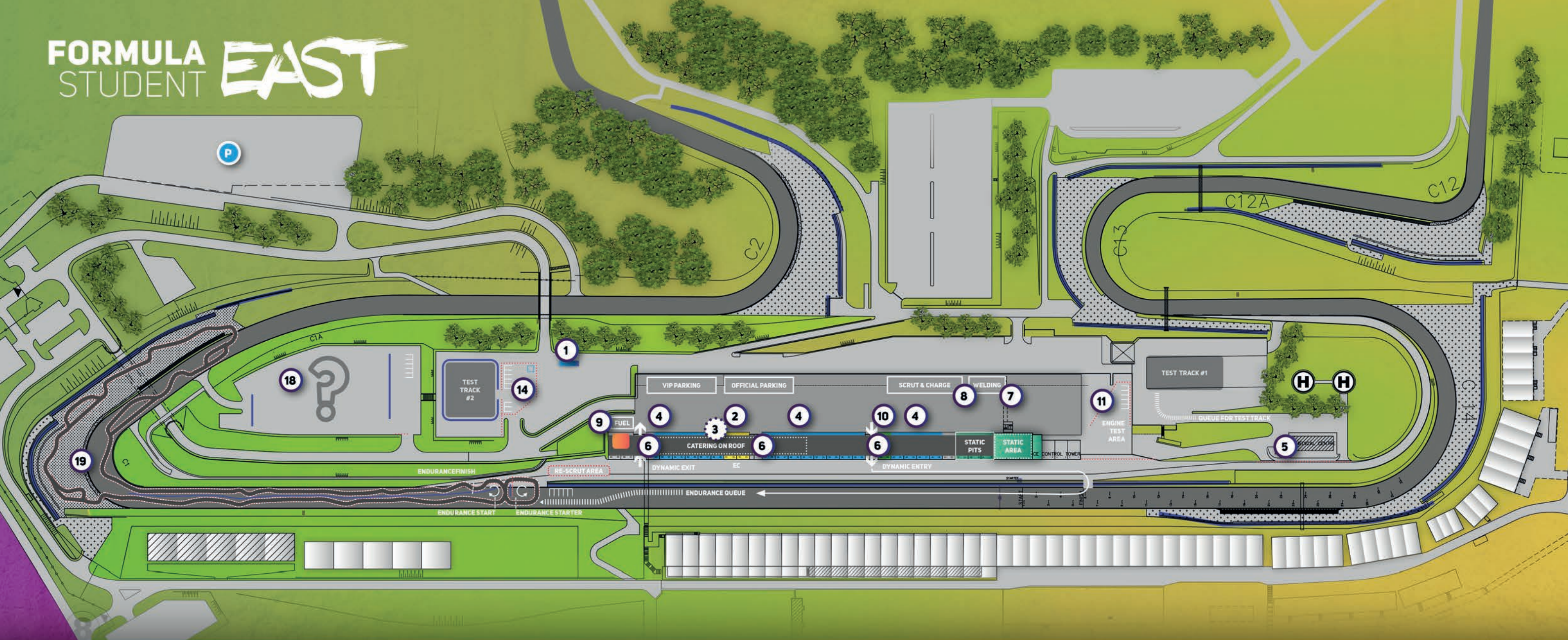
MAP LEGEND

- ① ENTRANCE / TICKET CENTER
- ② EVENT CONTROL
- ③ CATERING
- ④ TEAM PITS
- ⑤ FIRST AID / RESCUE
- ⑥ TOILETS IN THE BUILDING
- ⑦ WELDING
- ⑧ CHARGING / SCRUT
- ⑨ FUELSTATION
- ⑩ TYRE CHANGE
- ⑪ ENGINE TEST AREA
- ⑭ NOISE, TILT, RAIN
- ⑮ DV SKIDPAD
- ⑯ AUTO CROSS TRACK
- ⚙ FENCE
- ⦶ ON THE ROOF
- ⏸ WAITING SPOT
- ⦶ WATER WALL GATES
- Ⓟ PARKING



HERE IS THE WHERE IS

FORMULA STUDENT EAST



DAY #4

10TH OF AUGUST
TUESDAY // ALL DAY



DAILY SCHEDULE

- 07:00 - 21:00 Event Site Open
- 07:00 - 21:00 Event Control
- 07:00 - 08:00 FS East Runs
- 07:00 - 08:00 Team Briefing @Catering
- 08:00 - 16:00 Ticket Center
- 08:00 - 15:00 Charging Area Open
- 08:00 - 08:30 Track Walk
- 08:30 - 12:00 Endurance (CV, EV)
- 08:30 - 12:00 Test Track Open (DV)
- 09:00 - 12:00 Skidpad (DV)
- 12:00 - 13:00 Lunch break
- 13:00 - 16:00 Autocross (DV)
- 13:00 - 18:00 Endurance (CV, EV)
- 16:00 - 18:00 Trackdrive (DV)
- 16:30 - 17:00 Endurance AlumniCup
- 18:30 - 20:00 Panoramic Picture
- 21:00 Pits close
- 22:00 Award Ceremony for CV, EV @Campsite

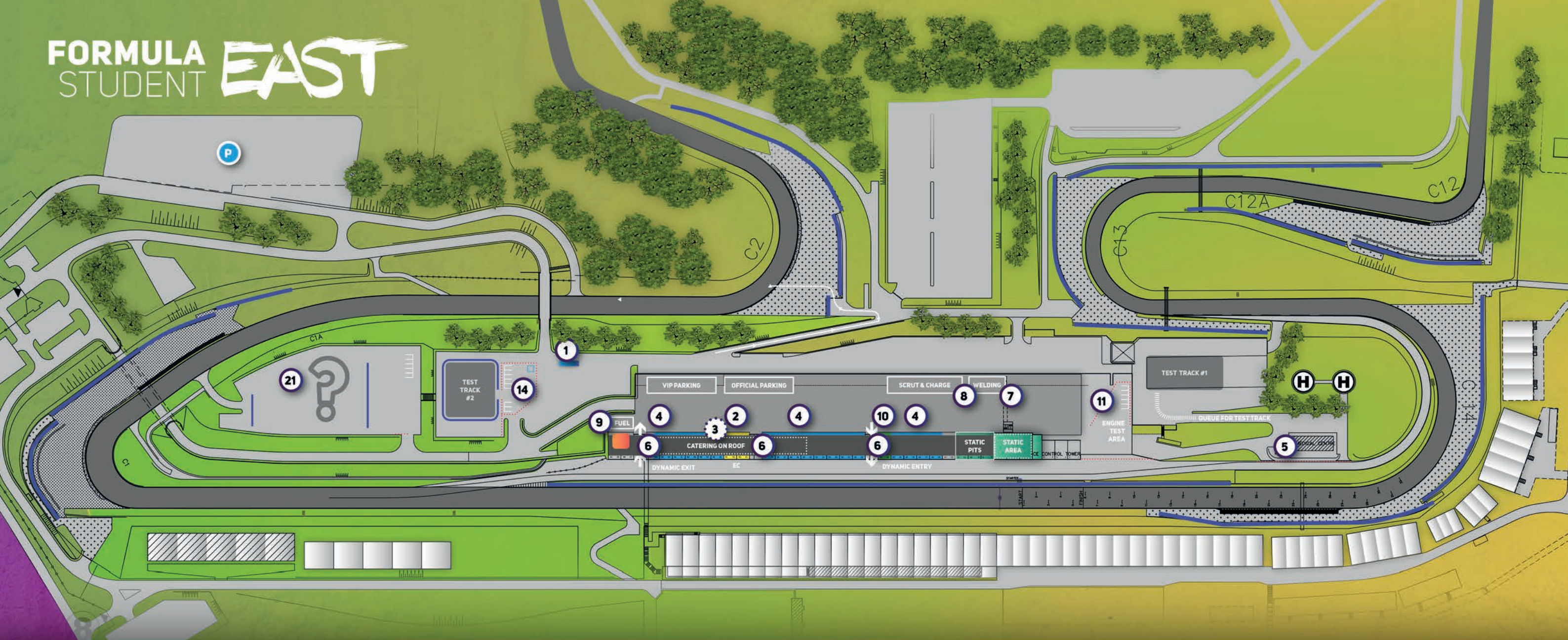


MAP LEGEND

- 1 ENTRANCE / TICKET CENTER
- 2 EVENT CONTROL
- 3 CATERING
- 4 TEAM PITS
- 5 FIRST AID / RESCUE
- 6 TOILETS IN THE BUILDING
- 7 WELDING
- 8 CHARGING / SCRUT
- 9 FUELSTATION
- 10 TYRE CHANGE
- 11 ENGINE TEST AREA
- 14 NOISE, TILT, RAIN
- 18 DV AUTOX & TRACKDRIVE
- 19 ENDURANCE TRACK
- FENCE
- ON THE ROOF
- WAITING SPOT
- WATER WALL GATES
- PARKING

HERE IS
THE WHERE IS

FORMULA STUDENT EAST



DAY #5

11TH OF AUGUST

WEDNESDAY // MORNING

MORNING SCHEDULE

- 07:00 - 12:00 Event Site Open
- 07:00 - 12:00 Event Control
- 07:00 - 12:00 Moving out of the Pits
- 07:00 - 08:00 FS East Runs
- 07:30 - 08:00 Team Briefing @Catering
- 08:00 - 11:30 Ticket Center
- 08:00 - 09:30 Track Drive DV
- 08:00 - 09:30 Autocross DV



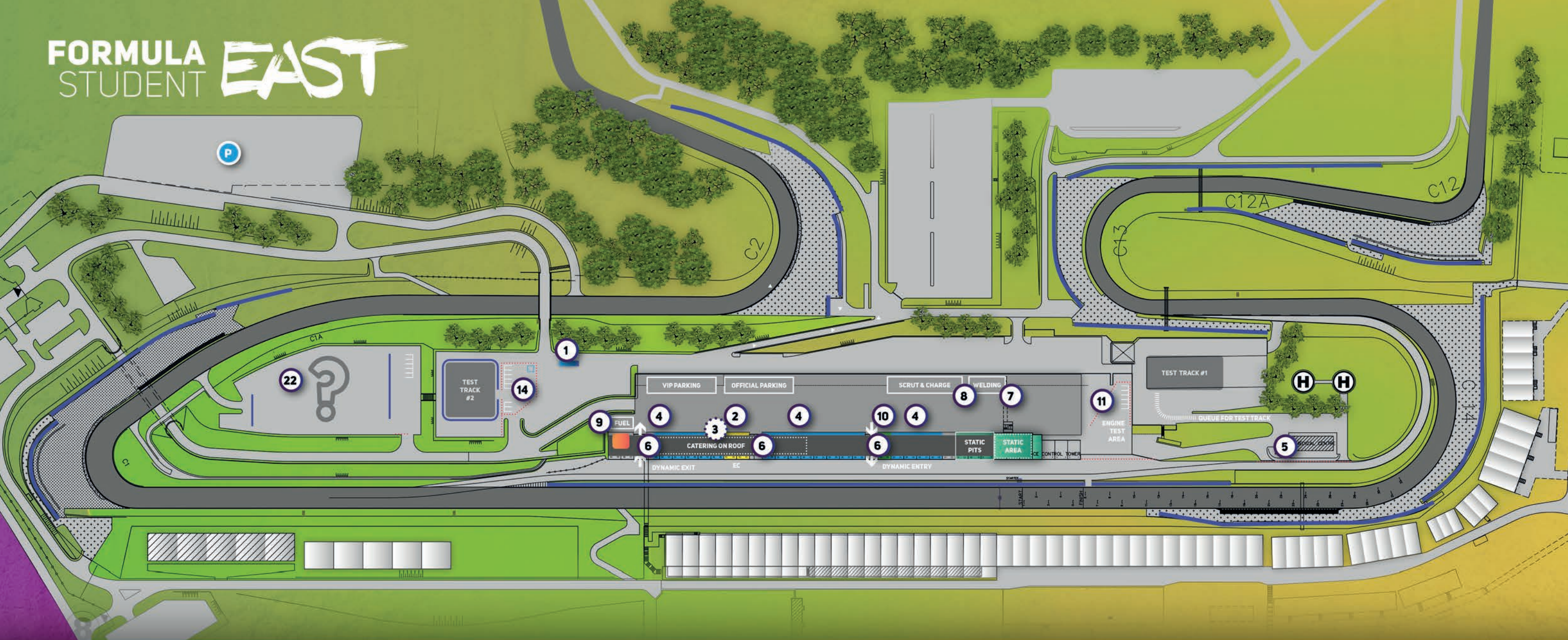
MAP LEGEND

- 1 ENTRANCE / TICKET CENTER
- 2 EVENT CONTROL
- 3 CATERING
- 4 TEAM PITS
- 5 FIRST AID / RESCUE
- 6 TOILETS IN THE BUILDING
- 7 WELDING
- 8 CHARGING / SCRUT
- 9 FUELSTATION
- 10 TYRE CHANGE
- 11 ENGINE TEST AREA
- 14 NOISE, TILT, RAIN
- 21 DV TRACKDRIVE
- FENCE
- ON THE ROOF
- WAITING SPOT
- WATER WALL GATES
- PARKING



HERE IS
THE WHERE IS

FORMULA STUDENT EAST



DAY #5

11TH OF AUGUST

WEDNESDAY // THE REST :)

MORNING SCHEDULE

- 09:30 - 11:30 Autocross DV
- 09:30 - 11:30 Trackdrive DV
- 11:30 - Dynamic Area Deconstruction
- 14:30 - 15:30 Award Ceremony for DV @Campsite
- 21:00 - 22:00 Drive-in Cinema @Campsite

NEXT DAY SCHEDULE

12TH OF AUGUST | THURSDAY

- 07:00 - 12:00 Moving out of the FS East Camp



MAP LEGEND

- | | | |
|----------------------------|----------------------|------------------|
| 1 ENTRANCE / TICKET CENTER | 14 NOISE, TILT, RAIN | FENCE |
| 2 EVENT CONTROL | 22 DV AUTOCROSS | ON THE ROOF |
| 3 CATERING | 22 DV TRACKDRIVE | WAITING SPOT |
| 4 TEAM PITS | | WATER WALL GATES |
| 5 FIRST AID / RESCUE | | PARKING |
| 6 TOILETS IN THE BUILDING | | |
| 7 WELDING | | |
| 8 CHARGING / SCRUT | | |
| 9 FUELSTATION | | |
| 10 TYRE CHANGE | | |
| 11 ENGINE TEST AREA | | |



HERE IS
THE WHERE IS



ENTRY TO DYNAMIC

HERE IS THE WHERE IS



ORGANISATIONAL ASPECTS

ARRIVAL AND REGISTRATION FOR THE EVENT

TEAM REGISTRATION AND CAMPSITE CHECK-IN

Schedule: Friday, 6th August (from 9:00 to 20:00)
Location: FS East Camp - Ticket Center

The first moment for the teams of Formula Student East is arriving at the FS East Camp on 6th August to the temporary Ticket Center.

Team registration is handled based on a reservation system, which offers predetermined time slots for the teams that they can apply for. This enables a planned arrival and reduces the queue at the entrance. The time slots and details of the process are announced at fseast.eu/logistics-2021 prior to the event.

Our colleagues record your arrival, and give you any possible info about the next steps - registration, parking, moving into the campsite etc.

ONLY the Team Captain is allowed to register his/her team, however unlike previous years, **all team members must show up at registration as well** - for a smoother process, most of the team should arrive together. Due to the current COVID-19 regulations in Hungary participants are only able to enter FS East with a valid immunity certificate or negative SARS-CoV-2 PCR test (issued up to 72 hours before arrival) - therefore we have to check them one by one in order to let you in. This might take more time than usual, please be patient and don't forget to keep the necessary distance when queuing.

During the first step of the registration procedure Team Captains submit a printed version of the Standard Terms document signed by all team members which is available on the Rules & Important Documents page of the FS East website.

By signing the Standard Terms the teams state that they accept the rules of the event, that only team members will work on the car, also understanding and following the safety guidelines of the event. After that Team Captains get the starter packages and the whole team can proceed to the following stage.

The next step of the registration is handing out the passes and wristbands of the team members. Please prepare your immunity certificate/test result AND your ID card to start the process. Campsite check-in will also be handled here, which grants access to the FS East Camp. You can get your Car Pass stickers at the Ticket Center as well, which you have to fill out with all necessary information and stick on all of your cars.

If the registration procedure is over then the team is ready to move in to the campsite with the help of our logistics team. Please note that the pits will be accessible only from the next day!

Useful contact: Nándor VARJU +36 31 784 2827

Team members who arrive later will be able to get their passes and wristbands separately in between the registration of new teams on Friday or during the next event days at the Ticket Center of the event site at Hungaroring.

ARRIVAL TO THE EVENT SITE

Schedule: Saturday, 7th August (from 7:00 to 12:00)
Location: Hungaroring - Main Gate

Teams are able to move in to the pits from 7:00 AM on 7th August, which is coordinated by our logistics team **based on the predetermind order**. With a valid pass and car pass, you can enter Hungaroring and our colleagues will guide you to your pit for unpacking. The Ticket Center will be open from 7:00 AM to handle the rest of the team registrations.

If you're not able to access the event site at once, the officials will show you the place to park your vehicle(s) and wait until you get the permission to enter.

SAFETY REGULATIONS REGARDING ENTRANCE

Please pay high attention and **DO NOT block any emergency exits of the event**. Please follow our officials' instructions at all times. **DO NOT park your truck at the gates until the officials order you to do so.**

After finishing unpacking, all trucks and cars have to leave the main event area and be parked at the designated parking zones. Please note that for the upcoming event days, cars will be banned from the event site.

DISCLAIMER!

WE WANT TO PROVIDE YOU WITH AN EXCELLENT EVENT EXPERIENCE AFTER SUCH A LONG HIATUS DURING THE 4 AND A HALF DAYS YOU SPEND AT FS EAST 2021.

AS OUR TIME IS LIMITED AND SHORTER THAN EXPECTED, WE STRONGLY ADVISE YOU AND ASK FOR YOUR COOPERATION IN ADHERING TO THE SCHEDULE - ESPECIALLY ON THE EXACT TIMES OF MOVING OUT OF THE PITS AS WELL AS FINISHING DYNAMIC DISCIPLINES!

**NO CAR WILL BE ALLOWED TO START THEIR RUN AFTER 17:50!
 WE ASK FOR YOUR COOPERATION TO PROVIDE THE FAIREST
 AND SMOOTHEST EVENT EXPERIENCE FOR YOU AND OTHERS AS WELL.**

**TO EASE SCRUTINEERING, TWO SCRUTINEERING STEPS
 WILL BE AVAILABLE IN THE CAMPSITE ON THE 6TH OF AUGUST:
 - ACCUMULATOR SCRUTINEERING
 - SAFETY EQUIPMENT CHECK**

**PLEASE PREPARE ACCORDINGLY
 AND CONSIDER THIS WHEN PACKING YOUR EQUIPMENT!**

DRIVER REGISTRATION

Schedule: Friday, 6th August from 12:30
Location: FS East Camp - Event Control

Each team has to register at least 4 drivers. The drivers have to be registered in the temporary Event Control at the FS East Camp where they have to show their valid driver's license.

Late registrations will be handled from 7th August at the Event Control at Hungaroring.

ESO REGISTRATION

Schedule: Friday, 6th August from 12:30
Location: FS East Camp - Event Control

Electric teams also have to register dedicated members with thorough knowledge about the vehicle's electrical systems: at least one Electrical Safety Officer person (ESO), and at most 4 more team members who can enter the charging area (altogether maximum 5 people). The ESOs also have to sign the registration document at the Event Control.

The ESOs have to be nominated in advance on login.fseast.eu

ASR REGISTRATION

Schedule: Friday, 6th August from 12:30
Location: FS East Camp - Event Control

Autonomous teams also have to register dedicated members with thorough knowledge about the vehicle's autonomous systems: at least one Autonomous Systems Responsible person (ASR), and at most 5 more team members who have to be present whenever the autonomous systems are operated (altogether maximum 5 people). The ASRs also have to sign the registration document at the Event Control.

The ASRs have to be nominated in advance on login.fseast.eu

PARKING AND VEHICLE PASSES FOR THE EVENT

Every entering vehicle has to ask for a Car Pass at the Ticket Center upon arrival.

1. PARKING AT THE EVENT SITE

You are able to leave your passenger cars, vans and trucks in the designated 'Car Park' areas out of the event site. The parking spaces are limited, the spots are filled on a first come first serve basis. Every team who is leaving their cars in the parking zones has to have a valid car pass sticker on its front window. These stickers are handed out during team registration and also can be requested later at the Ticket Center. You can only enter the event site with a valid car pass on your car during moving in and out of the pits. The car pass has 4 fields: team name, driver's name, cell phone number and licence plate number. Each cell has to be filled out on the spot and stuck on the windscreen.

2. PARKING AT THE CAMPSITE

Car Passes are also required in order to enter the FS East Camp.

NOTE: The exit routes have to be unobstructed all the time, that is why we need to regulate the venue's traffic.
Please follow our guides in any case - unloading your vehicles, leaving the venue, moving by car/truck at the venue.

The pits can be unpacked AFTER Endurance on 10th August. Teams who finish the competition can ask our colleagues for help for early unpacking, however the main time slot for moving out of the pits is on Wednesday, 11th August between 7:00 and 12:00.

ALL PARKING AREAS SHOULD BE LEFT UNTIL 12:00 ON WEDNESDAY, 11TH OF AUGUST AT THE LATEST.

Inside the event area walking speed is the limit for cars too, 5 km/h maximum!

TICKET CENTER

Schedule: Friday 6th August, from 9:00 to 20:00
Location: FS East Camp

Schedule: From 7th August, 7:00 to 11th August 11:30
Location: Event site entrance

Teams, guests and officials receive their passes for entering the venue and the campsite at the Ticket Center.

EVENT CONTROL

Schedule: Friday 6th August, from 12:30 to 18:00
Location: FS East Camp

Schedule: From 7th August, 7:00 to 11th August 12:00
Location: Event area


Event Control is the central contact point for teams and all issues concerning the event. Event control takes place at the FS East Camp on Friday, but it moves to the Event area from Saturday.

Event Control provides:

- Information point for all competitors (concerning schedule, general questions etc.)
- Contact interface to the officials
- Registration of the drivers
- Registration of ESOs, ASRs and charging area staff
- Scrutineering slot booking
- Transponder handout point
- Data logger handout point
- Document submission point (printed copies)
- Lost and found
- Feedback



BELÉPŐ A SEBESSÉG BIRODALMÁBA



AJÁNDÉKOZZ
ÉLMÉNYT!

WWW.HUNGARORINGSHOP.HU

THE BOSS

BOARD MEMBERS



Dávid KISS
Board | President of AAME
| Event Manager



Alexander DUDÁS
Board | Vice-President
of AAME | External Relations



Benjámín BRUNCSICS
Board | Vice-President
of AAME | Static Events



Tamás CSÜTÖRTÖKI
Board | Event



Gergely LÉGRÁDI
Board | Dynamic Area



Tamás BERKECZ
Board | Sponsoring Leader
& Score counting



Péter LINDNER
Board | Technical Inspection



Zsófia BODÓ
Board | Driverless Events

THE BADASS

EXECUTIVE COMMITTEE



Krisztián BANA
EC | Cost and Manufacturing
Event Responsible



Krisztina HORICSÁNYI
EC | Business Plan
Presentation Event
Responsible



Tamás LÉNÁRT
EC | Engineering Design Event
Responsible



Krisztián DÖMÖTÖR
EC | Static Events Support



Roland TARCSAI
EC | Static Events Support



Ádám VALLYON
EC | Mechanical
Scrutineering Leader



János SZALAY
EC | Electrical Scrutineering
Leader



Zsolt THAMÓ
EC | Autonomous
Scrutineering Leader



Dániel SALAMON
EC | AlumniCup Responsible

THE A-RANGER

EVENT TEAM



Dániel VÁRNAGY
ET | Graphic Design
Responsible



Szandra HOFER
ET | Project Manager




Timea NAGY
ET | Event Manager



Nándor VARJU
ET | Logistics &
Accommodation Responsible



Nikolett CZUCZOR
ET | Ticket Center
Responsible



Janka NÉMETH
ET | Event Support



Csilla RUSZTHI
ET | Event Control
& Social media



János KUN
ET | Communication
Coordinator & Speaker



Gábor SEBŐK
ET | Security Staff Leaderr

THE SPARKPLUG

OPERATIVE TEAM

DYNAMIC



András HORVÁTH
OT | Skidpad Event Leader



Péter JAKUBOVICS
OT | Tower Leader



Álmos Dávid TÓTH
OT | Sub-Tower Leader



Kinga FAZAKAS
OT | Dynamic Area HR
Organiser



Ádám PAULUSZ
OT | Dynamic Scrutineering
Responsible



Krisztián PINTÉR
OT | Dynamic Driverless
Event Leader



Dávid SZEGLETES
OT | Acceleration Event
Leader



Róbert PUSZTAVÁMI
OT | Fuel Station Responsible

TECH



Péter PÁCSONYI
OT | Scrutineer Order
Organiser



Ioanna IOANNAOU
OT | Scutineerig Order
Organiser



Gergely MATIN
OT | Static Events



Klaudia DZIEDZIC
OT | Static Events

STATIC

OFFICIALS

At the venue, we will answer your questions directly.
To contact us before and after the event, please write us an e-mail to hello@fseast.eu
The fastest and easiest way to communicate with us is on-site.

YOU ARE HERE!

WELCOME TO FORMULA STUDENT EAST!
MAKE THE FIRST STEPS! REGISTER AT TICKET CENTER!

WITHOUT THEM IT COULD NOT HAPPEN

SCRUTINEERING: ADAM HALMOS, ÁDÁM SZABÓ, AKOS BOLYKY, AMJAD MATTAR, ANASTASSIYA NIKITINA, ANDRÁS, LÁSZLÓ DERZSI, ANDRÁS LUKONICS, ANDREA KUTRIK, ANTAL GERGELY KÁTAI, ANTAL VIZY, BÁLINT BAKOS, BÁLINT KOCSIS, BÉLA ÁGÓ, BENCE SOÓS, BERNHARD BAIER, BOLDIZSÁR PÁL, CSABA HOYER, DIMITRIOS ARGENTOS, FABIAN EPP, FELIX BEYER, GÁBOR HERING, GÁBOR VENTER, GERGELY HUNYADY, GERGELY VÖLGYI, GRACE ABIGAIL ASMAH, HUNOR NÁDASDY-HORVÁTH, KLEMEN PONGRAČIČ, KONSTANTINOS PAPADIMITRIOU, LIA BABUD, LUTZ VOGEL, MAGDALENA MIŠ, MAHAN SHAFIEI, MARIO BOXHEIMER, MARTIN TÓTH, MÁRTON NAGY, MÁTÉ HORVÁTH, MÁTÉ MÁRK TÖRÖK, MÁTÉ TÓTH, MÁTYÁS NÉMETH, MINAS-ALEXANDROS GIANNAGAS, NIKOLAS BIHR, PATRIK REIZINGER, PAVLOS VOTZAKIS, PEDRO SA DO AMARAL, PÉTER VÖRÖS, RICO SCHMITT, SHIVAM GUPTA, SIMON MÜRWALD, TAMÁS HORVÁTH, TAMÁS ZSOLT KOCSIS, TIMO LORENZ, VALTER SÁRÁ CZ, ZOLTÁN ÁBRAHÁM, ZOLTAN SCHLENK

TRACK MARSHALS: ÁDÁM CSUHA, ÁLVARO TORRES, BALÁZS BEDI, BÁLINT BRUNCSICS, BENCE PATKÓ, BENDEGÚZ KOMORÓCZKI, BENDEGÚZ SZIRMAI, BERNADETT BÖDŐK, BOLDIZSÁR PÁL, DÁNIEL KELEMEN, DÁNIEL TÓTH, DÓRA KÁLMÁNCZHELYI, ESZTER GURBICZ, FLÓRA MÓRICZ, GÁBOR DOBI, GRÉTA NOVÁK, KOPpany TRAXLER, MARCELL NAGY, MÁRK PAPP, MÁRTON NAGY, MÁTÉ LIPTÁK, MILAN SKERLECZ, NORA POKORADI, PETRINA KARLA POZSONYI, RÉKA JÁZMIN BURUZS, SULEYMAN MAMMADOV, ZSÓFIA VÖRÖS

JUDGES: ÁDÁM SZABÓ, DR. ADRIENN BURUZS, AGGELIKI CHASAKOU, AKOS BOLYKY, ALEKSANDAR ZIVANOVIC, ALVARO BARINAGAR RODRÍGUEZ, ANASTASSIYA NIKITINA, ANITA MEKLER, ANNA MYCEK, ANTONIOS-RAFAIL KARAMESINIS, ARPAD BIRO, ARPAD HANDLER, ATILA TARCSAI, BALÁZS MÉSZÁROS, BÁLINT

SZABÓ, BÉLA ÁGÓ, BENEDEK SZABO, BERNHARD BAIER, BORSIKA MOLNÁR, BOSCO LOPEZ LANDA, CSABA TARI, CSILLA SZALAY, DANIEL FESZTY, DÁNIEL FÜZESI, DÁNIEL GYÖRGY, DÁNIEL VASS, DÁVID LENGYEL, DIMITRA LITAINA, DIMITRIOS ARGENTOS, DIMOSTHENIS KANAVOS, ESZTER KOVÁCS, ESZTER WASZLAVIK, FABIAN EPP, FELIX BEYER, FERENC FORSTHOFFER, FLORIN STEPAN SCHIOP, GÁBRIEL GUDRA, GERGŐ DÓBER, GIANNIS KOTOGLOU, GRACE ABIGAIL ASMAH, DR. GYÖRGY BUDIK, IMOLA BERKECZ, IOANNIS BARTSIOKAS, ISTVÁN BURUZS, DR. ISTVÁN ERDŐDI, ISTVÁN KORDÁS, JÚLIA SZILVÁSSY, DR. KATALIN FESZTY, KEVIN HUESTIS, KLEMEN PONGRAČIČ, KONSTANTINOS PAPADIMITRIOU, KRISTÓF LEVENTE KISS, LÁSZLÓ BÖDŐK, DR. LÁSZLÓ KIS, LASZLO GYULAI, LÁSZLÓ NÁDAS, LÁSZLÓ TAMÁS, LEANDRO LOPES, LUKAS SCHUETZ, LUTZ VOGEL, MAGDALENA MIŠ, MARIO BOXHEIMER, MARKUS NENZEL, MÁRTON ZSIGA, MÁTÉ TÓTH, MÁTÉ VARGA, MÁTYÁS HUSZÁR, MINAS-ALEXANDROS GIANNAGAS, NIMROD LUDESCHER, NORBERT VARGA, OANA BOJNEAG, OTTÓ BARABÁS, PÁL DOHANICS, DR. PÉTER LIZÁK, PÉTER NAGY, PÉTER VÖRÖS, RÉKA KUSTÁN, RICHÁRD KLÉRI, RICHARD KOZMA, RICO SCHMITT, RITA KOVACS, ROKO PETRIĆ, SAM RYDER, SUHAIB KAISSI, SZILARD TORNÝOS, SZILVIA JUHASZ, TAMÁS ZSOLT KOCSIS, THODORIS ZACHARELIS, TIMEA PAIZS, TIMO LORENZ TIMOTHY NOVOTNY, ZOLTÁN ÁBRAHÁM, ZOLTÁN DOMOKOS, ZOLTÁN GYURKÓ, ZOLTÁN MAKAI, ZSOLT KISPÁL

EVENT SUPPORT: ÁBEL ZALAVÁRI, ÁKOS FEJÉR, ANDREA KUTRIK, ANNA FOITL, ANNA GERENCSÉR, BÁLINT BURJÁN, BARBARA HORVÁTH, BARNABÁS BURJÁN, BENEDEK NÁDASDY-HORVÁTH, DÁNIEL DEISSINGER, DOMINIKA VIDA, DORINA SÉNYI, ISRAEL BENITEZ JIMENEZ, KATA HAJNALKA KOLLER, LÁSZLÓ GREGUS, NÓRA NEMES, TAMARA GACSAL, TÍMEA BERNÁT

WE ARE THE CORE

ANNOUNCEMENTS

The event will proceed according to the official time schedule as far as possible. Listen to the announcements and look out for the placards at the event control for changes in the schedule.

PIT AND INFIELD TIMES

The pits are open on all event days according to times determined in the Event Schedule.

It is not allowed to stay or work in the pits any other periods. Teams who remove their vehicle (EV and IC) or tractive system accumulator from the competition site after the competition has begun will be disqualified from the competition.

Violation of any of the above rules will result in a disqualification for the whole event.

PIT EQUIPMENT

In every pit there are regular 230 V AC, 16 A power sockets. During the night the pits are guarded. You can see the pit arrangement on the team list and on the team flags on the pit entrances.

SURVEILLANCE

After closing time, there will be a security company for surveillance of the event site, pits and cars. During the day, the teams are responsible for the security of their car and the equipment in their pit. Do not leave any valuables open in your pit at any time. Security is unable to monitor everything all the time.

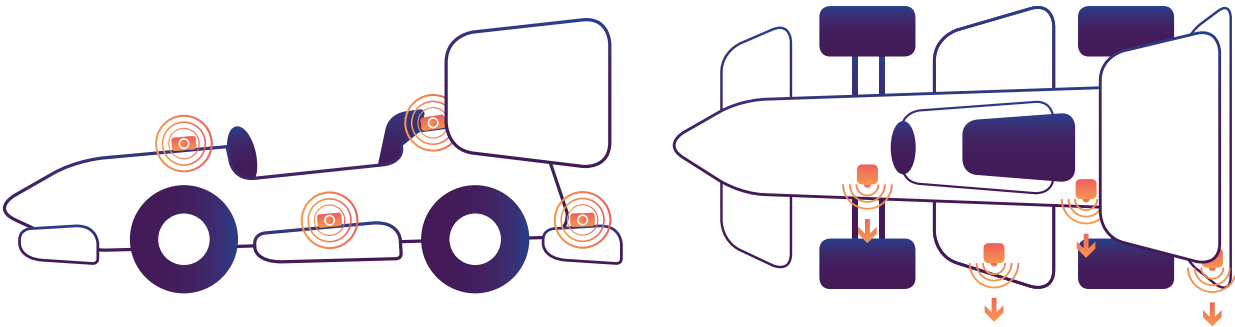
TRANSPONDERS AND TIMEKEEPING

You get a transponder used for timekeeping at Event Control in charge for 50€ deposit.

You have to mount it on your car yourself. The transponder must not be removed until the competition ends, since it is vital for the timekeeping system.

At the end of the competition, please return the transponder to Event control, where you will get back your deposit. The exact time of transponder handout will be announced at the site.

Transceiving surface of the transponder must not be faced to the ground, but point to the left parallelly to the ground and perpendicularly to the centerline of the vehicle. The transceiving surface must not be obscured by any parts of the vehicle. Transponders will be provided by FS East Event. Transponders must be placed safely (securely attached, protected from debris and hot surfaces) on the left side of the vehicle (preferably on the nose cone, sidebox or diffuser) for timekeeping.



If you are unsure of the position or orientation, or if a transponder comes loose or falls off, please contact a member of the timekeeping team at Event control.


Please note that the shown data is unofficial.
No protests can be handed in based on the live-timing.

MANDATORY STICKERS ON CAR

Teams have to put the organiser of the Event, Assossiation of Automotive Engineers logo on their car. Could be downloaded from: fseast.eu/press-2021

The sticker has to be:

- On both sides on the car
- On a Well visible vertical surface
- Edges has to be 100 mm long



OR YOU CAN USE THIS COPY ;)
IT'S SIZE FITS THE RULE ABOVE

Providing energy

Powering Hungary and beyond

mvm.hu

MVM

RULES AND GUIDELINES

Everyone (participants, volunteers, & visitors) at Formula Student East would like to enjoy an accident free event. The following guidelines have been established to advise teams of potential unsafe practices in the paddock and pit area.

ALCOHOL

PLEASE NOTE: Alcohol at the event site is strictly forbidden!

Along with the fun, we want a safe competition. There will be alcohol testing (breathalyzers) during the event. 0 % is the allowable alcohol content during this event for everyone.

If ANY team member (driver or not), is tested with an alcohol level higher than 0.0 %, he or she will be immediately disqualified for the rest of the event. The second person of the same team caught with an alcohol level higher than 0.0 % will result in the entire team being disqualified immediately.

For the Formula Student East Camp other rules apply for alcohol consumption.

FIRES AND SMOKING

No open fires are allowed in the pit area and in the engine test area. This includes BBQ grills, oxy-acetylene torches, heaters, cigarettes, etc. **Smoking is strictly prohibited in the dynamic area, in all buildings, and in the pit area.** Smoking is permitted only in the dedicated area of the event site and outside the ticket center.

JACKING

When jacking your car up off the ground a safe, stable, load rated support device must be used. **The use of crates, piles of wood, or strong team members is NOT ALLOWED.**

WORKING ON THE CAR

- Angle grinders can **ONLY** be used in the dedicated welding area.
- In case of using angle grinders, safety glasses are required.

When using metal cutting equipment that produces metal chips, eye protection is required for the operator as well as any team member assisting. During the use of loud power tools like drills or angle grinders, ear protection is required. Any operation producing litter or debris, e.g. cutting of carbon fiber parts, should not be performed in the pits. **Please take care about your environment by not littering**

WORKING ON THE TRACTIVE SYSTEM (EV AND E-DV)

An ESO and at least one more team member who can interfere in case of emergency must attend every activity which involves the tractive system.

Opening any tractive system enclosure is only permitted if it is de-energized and disconnected from any high voltage source. If the enclosure is within the vehicle, the accumulator container needs to be removed from the vehicle. Opening the accumulator containers is only permitted in the charging area, not in the pits. Activation of the tractive system of the car in the pits is prohibited.

The tractive system may only be activated in the dynamic and the scrutineering area for testing purposes under following conditions:

- Separate the car with a barrier tape, provided by FS East on request.
- The car must be jacked up and the driven wheels demounted.
- One team member must be prepared to push an emergency button at any time.
- Team members who take part in the measurement activities must wear compliant safety gloves and use appropriate measurement devices and tools.
- The tractive system must only be active when it is necessary.
- Only members of your team and Scrutineers are allowed to stay behind the barrier tape.

After any activity on the tractive system during which seals were broken, an E-Scrutineering is mandatory.

The FS East rules in sections 7.1 "Pit rules" and 7.2 "Charging area" must be adhered to when operating or servicing electric vehicles.

If any of the above mentioned instructions is not obeyed, it may result in deduction of points, ESO role disownment or disqualification.

ELECTRIC VEHICLE FIRES

The organisers are aware of a number of incidents where prototype electric vehicles caught fire and were completely destroyed. In some cases fire extinguishers were used to control the fire, but they didn’t have any effect. For this reason the organisers reserve the right to take any action in order to stop or control the fire. This can even include pouring lots and lots of water on the accumulator, which can have the effect of cooling the cells sufficiently to stop and control thermal runaway.

If a team wishes to choose a preferred method for the case their electric vehicle catches fire, they can do so by discussing it directly with the chief of electrical scrutineering (Dávid Kiss) during the event by latest thursday 16:00. It is technically more difficult to handle electric vehicle fires in the pits, therefore the team must keep the possibility that the car can be easily pushed out of the pit. The HV accumulator must be observed for minimum one hour after it was charged.

Any fire or accident must be immediately reported to the organisers.

RUNNING ENGINES OR MOTORS

You are allowed to run engines (IC) or put the car into ready-to-drive mode (EV) ONLY in the designated engine test area, after passing scrutineering. Please read the applicable rules in section 3.1.5 attentively.

!! FS ENGINES MAY NOT BE RUN IN THE FS EAST CAMP !!

DATA LOGGERS

The data loggers will be handed out at the Event control during opening hours, in exchange for a 100 € deposit. You have to install the data logger in the car prior to E-scrutineering, according to the data logger instructions available on the FS East website. You can find any necessary information in the Data Logger Specification. You can ask our E-scrutineers for help with the installation.

The proper functioning of the data logger will be tested during the second part of E-scrutineering. An E-scrutineer will read out your data logger data via a USB connection on Saturday evening and on Sunday if your car makes it past the driver change during the endurance.

The officials will check if the power consumption was higher than 80 kW, if the accumulator was higher than 600 V or lower than what your cell configuration allows in the ESF. According to FSG rules, a violation of any of the limits during any of the dynamic disciplines will result in a disqualification for the whole discipline. For example if too high power consumption was recorded at a single acceleration run, that means a DQ for all four acceleration runs.

After the data was read out after the endurance, the data logger has to be removed from the car and returned to the event control, where you get back your deposit. Please note that if your data logger is located inside the accumulator container, you have to remove it inside the charging area.

We encourage all teams to record own efficiency data for the unlikely event of a data logger failure during the endurance event. Any attempt to manipulate the intended function of the data logger may lead to a disqualification from the entire event.

If you have any questions regarding the data logger, please ask for the data logger responsible at the Scrutineering area, or contact directly Péter Lindner (+36-30/655-3534)

WELDING

Formula Student East provides an approved welder. Welding is allowed in the designated welding area only.

FIRE EXTINGUISHERS

Your fire extinguishers are to be immediately accessible at all times. All team members must be familiar with their use. At least one fire extinguisher must accompany the car wherever it goes.

VEHICLE MODIFICATIONS

If you make any major modifications to your car, cars must return to scrutineering for re-approval.



WHITE FLAG
Warns of a slow moving vehicle on track.



RED-YELLOW STRIPED FLAG
Warns drivers of a slippery track surface, usually due to oil or water.



YELLOW FLAG
A holded yellow flag means that a danger could be in the next post, the driver has to prepare for a waved flag. A waved yellow flag means that the driver must slow down and be prepared to stop if necessary. Overtaking is prohibited.



RED FLAG
The session has been stopped, usually due to an accident or poor track conditions.



BLUE FLAG
Warns a driver that he is about to be lapped and to let the faster car overtake. Pass three blue flags without complying and the driver risks being penalised. Blue lights are also displayed at the end of the pit lane when the pit exit is open and a car on track is approaching.



GREEN FLAG
All clear. The driver has passed the potential danger point and prohibitions imposed by yellow flags have been lifted.



CHEQUERED FLAG
Indicates to drivers that the session has ended. During practice and qualifying sessions it is waved at the allotted time, during the race it is shown first to the winner and then to every car that crosses the line behind him.



BLACK & ORANGE FLAG
Accompanied by a car number, it warns a driver that he has a mechanical problem and must return to his pit.



BLACK FLAG
Accompanied by a car number, it directs a driver to return to his pit and is most often used to signal to the driver that he has been excluded from the race.

FLAGGING

All drivers must know the competition-flagging signals.

BEHAVIOUR

Alcohol and drugs have no place at this event. Alcohol is only allowed at the campsite and at the farewell party.

VEHICLE TESTING

Driving practice is only allowed within the designated test areas and at the designated times. There will be two test tracks provided for the CV and EV teams. Only Test Track 2 will be open during Autocross and Endurance Event. Please drive during testing with care! The side of the tracks are marked with cones, do not cross them!

HOW TO WHEEL THE CAR

Whenever a car is moved, please take care of the following:

- There must be a driver wearing a full safety suit seated in the cockpit.
- The car must be moved with a push bar (which must have a fire extinguisher attached).
- Cars with wings are required to have two team members walking on either side of the vehicle whenever the vehicle is being pushed.
- The detachable key of the primary master switch (IC) or tractive system master switch (EV) must be taken off completely.
- (For EV teams only.) In case the car has not passed all parts of E-Scrutineering, the HVD must be disconnected while the car is moved around on the event site, or while taking part in static events.

SPECIAL NOTE FOR DRIVERS

All drivers should do a check of critical fasteners and components on their vehicles to assure complete control during the driving events. Fasteners come loose, parts break due to fatigue, and occasionally someone forgets to torque a nut – this may have serious consequences for your safety!

REMEMBER:

USE THE KILL SWITCH IN CASE OF AN ENGINE OR BRAKE MALFUNCTION!
HAVE FUN – DRIVE SAFELY – USE COMMON SENSE!

DYNAMIC EVENTS

GENERAL INFORMATION

The dynamics at FS East are compliant with the Rules 2020 Part D and additional FS East Rules. The following pages describe the additional procedures and key aspects. Other information will be provided at the morning briefings on site.

TEAM AND DRIVER BRIEFINGS

There are team briefings every morning of the competition at the Catering area at the designated time in the schedule, on Saturday, Sunday, Monday, Tuesday and Wednesday. All drivers and team captains for that day must attend. The briefing contains general event information and detailed information about the dynamic events of the day. Wristbands will be handed out to the participants of the morning briefings. Without these wristbands, attending the dynamic events is NOT POSSIBLE. Missing the briefing (or late arrival) means no entrance to the dynamic events.

ACCESS TO THE DYNAMIC AREA

Every team will receive four rubber wristbands labeled “Dynamic pass”. With these wristbands at most four team members may enter the dynamic area or the engine test area, including the driver and/or the ESO. Drivers may take them off for driving, but must put them back on afterwards. Cheating on handing out wristbands from the dynamic area is strictly forbidden and will be penalised! The final appointment, when it is allowed to start a run in the dynamic area is 17:50 every day (Test Track, Skidpad, Acceleration, Autocross, Endurance). All drivetrains must be turned off by 18:00. (All dynamic disciplines including Engine Test, Noise Test, Rain Test, Brake Test) Officials have the right to refuse the start of the run, if they judge, that the run will be not completed until the scheduled finish date of the event.

WEATHER

This is one of the factors which can not be influenced by the event organisation. So please be aware that the timetable will not be changed due to bad weather conditions. Under normal conditions, the track is declared dry. If it is necessary to declare damp or wet conditions, there will be signs and announcements at the dynamic area. Please read the rules for more information.

SEALS

Scrutineers will mark or seal various approved parts (e.g. tires, rims, insulation monitoring device, accumulator containers, data logger...). The car can be disqualified from any dynamic event by using unmarked parts. Parts with broken seals are equivalent to being unmarked. Broken seals can only be replaced by a scrutineer.

CAR SET-UP ALTERATIONS

Teams do not have to use the same car set-up for all the dynamic events and are encouraged to make adjustments (e.g. tyre pressure and suspension settings) to give the vehicle characteristics best suited to each specific event. However, the car must comply with the rules, and all the seals from technical inspection must be intact.

TYRES

FS East provides a tyre changing service. For details please look up the event map.

FUEL AND OIL

Open fuel containers are not permitted at the event. All fuel containers must be DOT approved. Waste oil is to be taken to the fuel station for disposal. Refuelling is only allowed at the fuel station, but not in the pits.

ENGINE TEST AREA

Location: see site plan

This is a designated area for test running the engines or motors. Entering this area is only allowed with the Dynamic wristbands.

Your car must have passed scrutineering and you must follow these rules:

- The car must be in one of the designated engine test area slots.
- The car must be adequately supported, with the wheels at least 10.2 cm (4”) off the ground.
- While the engine is on, a driver must be seated in the cockpit, wearing a full safety suit and with the belts fastened.
- There must be a fire extinguisher immediately available.
- The gearbox must be in neutral or the driven wheels must be demounted.
- No one is allowed under the car while the engine is running.
- Re-fueling is only allowed in the designated fuel area, not in the engine test area.

FUEL STATION (CV AND C-DV)

Location: see site plan

The fuel station will provide standard RON 100 fuel and MOL Racing Fuel DRX (ethanol 85%, with 15% RON 106 maingrade gasoline) for teams. No other fuel or additives are permitted.

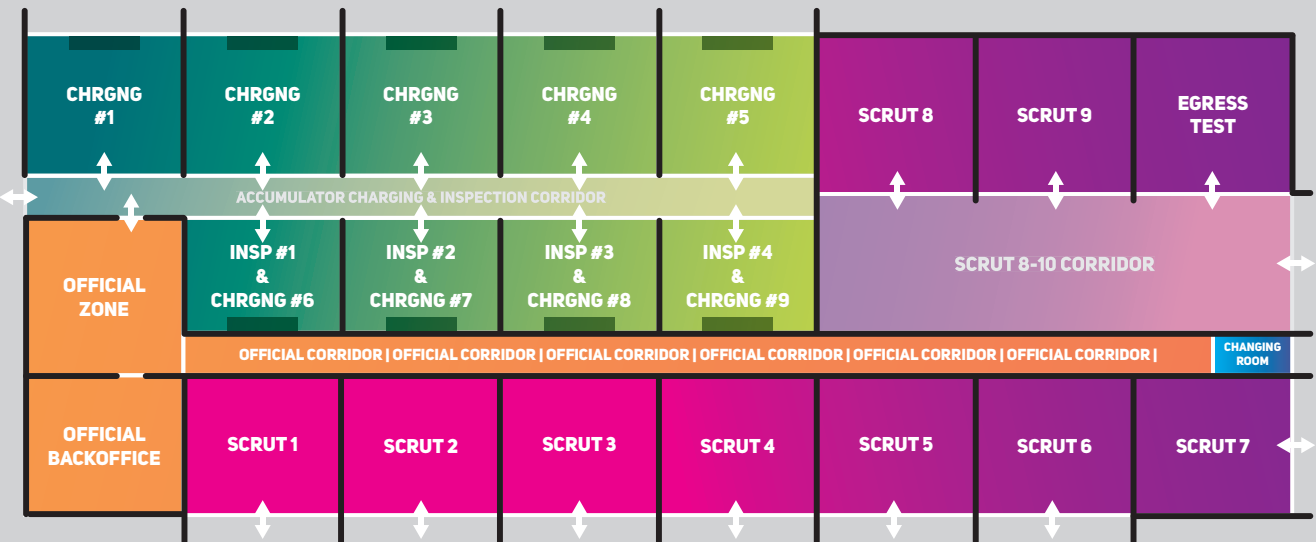
Be aware that no participant is allowed to bring fuel to the competition. FS East will provide all fuel for the competition at the fuelling station.

No vehicle will be provided with fuel until it has passed scrutineering. Draining fuel and lubricants from the car is only permitted at the fuel station.

Follow these safety guidelines while in the fuelling area:

- All engines must be turned off; cars are to be pushed to and from fuelling.
- The driver must not sit in the car during the fuelling process.
- No mobile phones are allowed in the fuelling area.
- The tank is to be filled to the fuel level line before the tilt test and the endurance event.
- Re-fueling must be possible without the removal of any body parts of the car (except the cap of the fuel tank).
- The first time the vehicle is fueled, the car must proceed (with the engine off) to the tilt table.

TECHNICAL & SAFETY INSPECTION



SCRUTINEERING AND CHARGING AREA

GENERAL INFORMATION

Opening of or working on the accumulator containers, including charging them, is only allowed in the charging and scrutineering area, during the opening hours.

- During charging, accumulators must be removed from the car and placed on the accumulator container hand cart.
- Only chargers marked after successful E-Scrutineering must be used.
Three phase 32 A sockets will be available in the charging and scrutineering area.
- An ESO must be present at all times during charging and whenever an accumulator container is open.
- Safety glasses and safety gloves must be used whenever an accumulator container is open and the maintenance plugs not removed. If the accumulator container is opened, it is cannot be leaved unattended without covered with HV blankets and marked with the ESO's name and telephone number.
- No more than four members and only team members of any electric team are allowed in the charging area at the same time.
- The organisers reserve the right to declare the charging area "full".
- The charging and the scrutineering area is located in the same place. When you are in the Scrutineering tent be very careful, do not disturb others and take extra care to keep your tools and things in proper order.
If someone's behavior is unacceptable, he or she can be banned from the area, and the team also may be penalized.
- The charging area and the scrutineering are accessible from one way corridors.
Do not block or disturb this passages, they are emergency routes as well.
- In case of fire, if someone presses the emergency horn, or if the Officials ask for it, leave the area immediately on the shortest way through the corridors.
- During the Scrutineering, teams may make small repairs on the car, but the time spend in one attempt can't exceed 15 minutes total. If the time expires, the team has to leave the area, and be placed on the end of the scrutineering order.
- The times in the event schedule are strict.
We do not start scrutineering after the area closes, but the ongoing inspections will be finished.
- It is the team's responsibility to make sure the acceptance of each test is properly documented.

SCRUTINEERING STEPS

Cars have to pass a technical and safety inspection before being allowed to practice or take part in the dynamic disciplines. The car has to be presented at each step of the inspection in the following order.

MEASURES DUE TO THE REDUCED COMPETITION TIME

ON 6TH OF AUGUST, ACCUMULATOR SCRUTINEERING AND SAFETY EQUIPMENT CHECK IS AVAILABLE IN THE CAMPING AREA WITH A LIMITED AMOUNT OF CAPACITY. TEAMS WHO HAVE PARTICIPATED ON FSA AND WERE CHECKED BY THE DELEGATED FS EAST SCRUTINEERS WILL HAVE EASEMENT DURING SCRUTINEERING IF IT'S APPLICABLE

EV CARS:	CV CARS:
1. E-scrutineering part 1*	1. Mechanical scrutineering
2. Mechanical scrutineering	2. ETC and BSPD during noise
3. Accumulator scrutineering*	3. Autonomous Scrutineering (DV only)
4. EV2 Scrutineering	4. Driver Egress and Safety Test
5. Autonomous Scrutineering (DV only)	5. Tilt test
6. Driver Egress and Safety Test	6. Noise test
7. Tilt test	7. Brake test
8. Rain test	8. Autonomous Brake test (DV only)
9. Brake test	
10. Autonomous Brake test (DV only)	

*EV1 and Accumulator Scrutineering can be exchanged or taken simultaneously.
If the team uses the HV battery to generate the LV supply, the team has to start with Accumulator Scrutineering.

Passing any of the above steps is marked with a sticker on the technical inspection sticker.
Cars which have not finished scrutineering by the end of Monday will not be allowed to compete in the dynamic events.

SCRUTINEERING ORDER

The scrutineering order will be determined during team registration, you will be able to book your slot at the Event control, after arrival. During the event you can book your slot in the scrutineering backlog, and the backlog will be published online during the event. You are going to be able to enter the scrutineering queue when it is marked in the backlog. If you are not ready when you are called in for scrutineering, you are going to be placed at the end of the backlog.

E-SCRUTINEERING PART 1 (EV AND E-DV)

Location: Charging & Scrutineering area

Scrutineers will check that your car fulfills the EV rules without activating the tractive system.
Cars are inspected in the order of registration quiz results. When your car is ready for E-scrutineering, let the organisers know at the Event control, and a scrutineering team will come to your pit as soon as they are available.

You must have the following items available:

- The vehicle with operable LV system (either with or without the tractive system battery)
- Documentation (either printed or electronic format)
- Firewall sample
- Every self developed PCB which are interfacing with the tractive system (spare PCBs)
- At least 2 but maximum 4 team members (one of them has to be ESO)

MECHANICAL SCRUTINEERING

Location: Charging & Scrutineering area

Scrutineers will check if your car meets the rules.
Cars are inspected in the order of registration quiz results. When your car is ready for mechanical scrutineering, let the organisers know at the Event control, and a scrutineering team will come to your pit as soon as they are available.

You must have the following items available:

- The car in finished condition
- Camera mounts installed on the car, if they are to be used at the event
- Printed copy of the Structural Equivalency Spreadsheet
- Printed copy of the Impact Attenuator Data Report
- A test piece from the impact attenuator
- Teams with monocoque: Lamine test specimen
- All the tyres you plan to use at the event
- 2 fire extinguishers
- Quick jack and push bar
- All driver suits and other safety gear: arm restraints, helmets, suits, gloves, eye protection, balaclavas, socks and shoes
- tallest driver

If your car fails scrutineering, you do not lose your scrutineering spot.
However, if the scrutineers are on the opinion that the car is not in „finished condition“, the inspection process will be halted.

The inspection form will be retained by the scrutineers. If you have items that need to be rectified, the form will be returned to the team, you will not get your sticker, and you will have to present your car for scrutineering again.
The scrutineers reserve the right to spot check any car at any time during the event.

ETC & BSPD TEST (CV)

Location: Noise test area

The followings will be checked:

- Compliance of the ETC system (if present)
- Compliance of the BSPD system

You must have the following items with you:

- A pilot
- Anything else you will need to present the working of the ETC & BSPD
- At least 2 but maximum 4 team members

After the successful scrutineering process the ETC & BSPD it will be sealed and the team will be rewarded with the ETC & BSPD scrutineering sticker.

ACCUMULATOR SCRUTINEERING (EV AND E-DV)

Location: Charging & Scrutineering area

During the accumulator scrutineering teams have to bring their batteries in the charging area.
You will have to open the accumulator container, and the scrutineers will check the inside of the accumulator.

The followings will be checked:

- The accumulator is built as in represented in the ESF
- There are no obvious mistakes or inadvertencies
- The AMS connections, the location of the thermal measurements, and the accuracy of the voltage measurements.

You must have the following items with you:

- The HV Accumulator
- Protective gear and isolated tools to work on the accumulator
- Laptop or something to connect to the AMS
- Anything else you will need to present the working of the AMS
- At least 2 but maximum 4 team members (one of them has to be ESO)

After the successful scrutineering process the accumulator will be sealed and the team will be rewarded with the accumulator scrutineering sticker.

E-SCRUTINEERING PART 2 (EV AND E-DV)

Location: Charging & Scrutineering area

During the second part of electrical scrutineering it will be checked that your car fulfills the EV rules with the tractive system active.
Among other aspects, the correct working of the BSPD will be tested, so please have the BSPD test tool ready. The Ready-To-Drive-Sound test will be performed here as well. The data logger will also be tested in the in this step.

After your car passes E-scrutineering, critical parts of the tractive system will be sealed.
The scrutineers reserve the right to spot check any car at any time during the event, **even after endurance**.

The followings will be checked:

- The working of the BSPD
- The working of the Safety Circuit
- Data logger connection

You must have the following items with you:

- Documentation (either printed or electronic format)
- BPS test device
- The vehicle (in fully assembled, ready-to-race condition including mounted data logger (see DV 1.3))
- At least 2 but maximum 4 team members (one of them has to be ESO)

AUTONOMOUS SCRUTINEERING (DV ONLY)

Location: Charging & Scrutineering area

During the second part of autonomous scrutineering it will be checked that your car fulfills the DV rules with the tractive and the autonomous system active. Scrutineering steps not related to the Autonomous System can proceed without this step.

You must have the following items with you:

- One ASR
- The vehicle (in fully assembled, ready-to-race condition including mounted data logger (see DV 1.3))
- Documentation (either printed or electronic format)
- Data sheets for all perception sensors (attached to the ESF)
- Documents to proof that all perception sensors meet local legislations (attached to the ESF)
- RES remote control
- Tools needed for the (dis)assembly of parts for DV inspection

DRIVER EGRESS AND SAFETY TEST

Location: Charging & Scrutineering area

During scrutineering maximum four team members can be in the pit.
The driver egress test has to be done for all drivers before they are allowed to use the car in the dynamic area, but it can take place any time during the event. Ask for the egress test assistants at the Event control.
Driver egress and checking of safety gears will be held at separated section.

Please begin scrutineering with the tallest driver in the car, belted, and prepared for roll bar height and egress check.
Your other drivers might be checked as well upon request of the scrutineers.

You must have the following items available:

- The car in finished condition
- Camera mounts installed on the car, if they are to be used at the event
- Quick jack and push bar
- All driver suits and other safety gear: arm restraints, helmets, suits, gloves, eye protection, balaclavas, socks and shoes

TILT TABLE TESTING

Location: Dynamic Area

Tilt testing checks if the vehicle complies with the liquid spillage and rollover stability rules. Please present the car in ready-to-race condition, meaning all the liquids of the car should be filled properly, and all components of the car are mounted.

The vehicle will be placed upon the table with the tallest driver aboard. The vehicle should be oriented on the tilt table in the direction that is most likely to create spillage. The table will then be tilted to an angle of 60 degrees, representing a cornering force of 1.7G. There must be no fluid leakage and the upper wheels must remain on the table. (Some vehicles may lift one wheel. The station manager should be consulted if this occurs.) The person in charge at the tilt table will sign the inspection form, which travels with the car. A sticker is applied on the car, to indicate it passed the tilt table test.

Should the vehicle fail, the car must be repaired and re-tested. Vehicles may be asked to return to this station for re-certification at the discretion of the officials.

Safety guidelines for the tilt area:

- All master switches off at all times. They can be removed from the car.
- Push the car on and off the table, taking care to avoid damage to the vehicle.
- Inside wheels are to be placed against the guard of the tilt table.
- Attach a strap to rollover hoop and side of table which is to be elevated. Allow a little slack.
- Use absorbent material to soak up leaks (may be obtained at fuel station). Keep a fire extinguisher at hand.

RAIN TESTING (EV AND E-DV)

Location: Dynamic Area

Teams have to pass a special rain test during scrutineering, according to the rules before and after the rain test an IMD test will be performed. During the rain test, the tractive system has to be active and the driven wheels removed. It is not allowed to have a driver seated in the car during the rain test.

NOISE TESTING (CV AND C-DV)

Location: Dynamic Area

The vehicle will be checked for compliance with the sound level restrictions. Teams must bring a laptop to show the engine speed monitored from the ECU on the laptop. FS East will apply the rule “CV3.2 Maximum Sound Level” of the FS Rules 2020. If the vehicle is unable to pass in two attempts, the car must be repaired and then brought back for retesting.

The noise level can be measured at any time during the dynamic events. Penalties may be given if the sound level exceeds the mandated maximum. Vehicles may be forced to return to this station for re-certification should the officials deem it necessary. Re-certification may be required if work is performed on the vehicle’s exhaust system or if the vehicle is involved in an incident which results in vehicle damage.

BRAKE TESTING

Location: Dynamic area

Brake Testing checks that the vehicle can be brought to a controlled stop.

Each driver must know the proper procedure of the brake test. With the car at the start line of the station a green flag (or similar signal) should be used to signal the start of each run. The driver must accelerate on a short straight (typically getting into 2nd gear) until reaching the braking area, which is a box defined by pylons.

For electric vehicles, the tractive system has to be switched off by the driver before entering in this box. The car fails the test if the TSAL is still blinking 5 seconds after shutting down the tractive system. Once inside the box, the driver must apply the brakes with enough force to demonstrate **Full lock-up needed for all four wheels at the same time, and engine can not shut down during brake test. While braking, the centerline of the vehicle should be parallel with the centerline of the braking area zone.** If the vehicle passes the test, the person in charge signs the approval form and provides the team with the last tech sticker. The vehicle is now free to proceed to the practice track or to the dynamic events.

If the vehicle is unable to pass the brake test in two attempts, the car must be repaired and then brought back for retesting. Re-certification may be required if work is performed on the vehicle’s brake system or if the vehicle is involved in an incident which results in vehicle damage.

DRIVERLESS BRAKE TESTING

Location: Dynamic area

Autonomous Brake Testing checks that the vehicle can be brought to a controlled stop remotely. After the Go Signal, the vehicle have to accelerate to at least 40 km/h in a straight line and stop when the RES button is pressed. Once the RES triggered, the vehicle have to stop within 10 meters, and have to switch off the tractive system. (Shut down the engine in the case of CV cars, or switch off the HV in the case of EV cars.)

VEHICLE TESTING

Location: see the map of the venue

Driving practice is only allowed within the designated test area and at the designated times. There will be two test tracks provided for the CV and EV teams. Only DV Test Track will be open during Autocross and Endurance Event. The ground is made of asphalt. Teams may use the test area to set up and test their cars. The testing time per team depends on the waiting queue and will be 3 to 5 minutes per run. For additional testing, teams have to go to the end of the queue.

NOTE: If no other team’s are waiting for testing, it’s allowed to use the test track continuously. CV and EV Test Track will be closed during the Autocross and the Endurance event, only the DV Test Track will be available.

ACTION CAMERAS ON THE CAR

As the rule D 2.2.1. states, “During driving, the mechanical integrity of the vehicle must be maintained.” Teams may register they action cameras at the event control. Losing a registered action camera will not lead to disqualification from a specific event, if the team agrees to share all recorded data with the organisers at the Event Control each day until the Event Control’s closing time.



Together for the Hungarian motorsport!

DYNAMIC DISCIPLINES

All of the dynamic disciplines are carried out in the dynamic area. For more details, please check the site plan in section.

SKID PAD

There will be a two lane queue for this event. Lane one is for the first driver of the team, lane two for the second driver. The queue closes 15-30 minutes before the end of the event, depending on the number of cars waiting. At the closing time of the Skidpad Event, only that vehicle is allowed to start their run, which is standing at the start line of the Skidpad Event.

Each driver can choose to drive one or two runs in a row. The second run may be performed immediately after the first run without re-entering the queue.

MASTER RULE:

The final appointment, when it is allowed to start a run in the dynamic area is 17:50 every day (Test Track, Skidpad, Acceleration, Autocross, Endurance). All drivetrains must be turned off by 18:00. (All dynamic disciplines including Engine Test, Noise Test, Rain Test, Brake Test) Officials have the right to refuse the start of the run, if they judge, that the run will be not completed until the scheduled finish date of the event.

DV SKID PAD

Each team will have two runs. There will be a two lane queue for this event. Lane one is for the first run of the team, lane two for the second run. If the vehicle does not enter "AS Ready" state within 1 min after being staged, the team may be sent back to the end of its initial row by the officials. If this happens five times with the team, they may be sent back to end of the second row.

ACCELERATION

Similar to the Skid Pad event, the waiting queue for the Acceleration event is a two lane queue: lane one is for the first driver of the team, lane two for the second driver. The queue closes 15-30 minutes before the end of the event, depending on the number of cars waiting.

After passing the finish line of the Acceleration, there is a big slow down area. To return to the start for the second run, you have to turn right, and go through the pit straight and turn back right to the starting line. Follow the instructions by the marshalls. On your way back, please maintain a slow car speed for your safety (max 25 kph) and that of the marshalls.

Each driver can choose to drive one or two runs in a row. The second run may be performed immediately after the first run without stepping back to the end of the queue.

At the closing time of the Acceleration Event, only that vehicle is allowed to start their run, which is standing at the start line of the Acceleration Event.

MASTER RULE

The final appointment, when it is allowed to start a run in the dynamic area is 17:50 every day (Test Track, Skidpad, Acceleration, Autocross, Endurance). All drivetrains must be turned off by 18:00. (All dynamic disciplines including Engine Test, Noise Test, Rain Test, Brake Test) Officials have the right to refuse the start of the run, if they judge, that the run will be not completed until the scheduled finish date of the event.

DV ACCELERATION

Each team will have two runs. There will be a two lane queue for this event. Lane one is for the first run of the team, lane two for the second run. If the vehicle does not enter "AS Ready" state within 1 min after being staged, the team may be sent back to the end of its initial row by the officials. If this happens five times with the team, they may be sent back to end of the second row.

The final appointment, when it is allowed to start a run in the dynamic area is 17:50 every day (Test Track, Skidpad, Acceleration, Autocross, Endurance). All drivetrains must be turned off by 18:00.

(All dynamic disciplines including Engine Test, Noise Test, Rain Test, Brake Test) Officials have the right to refuse the start of the run, if they judge, that the run will be not completed until the scheduled finish date of the event.

AUTOCROSS

Coursewalk: non-motorised vehicles are allowed to use in a safe manner.

Cones are used for the track boundary and for the slalom turns. The track direction is clockwise. Each run comprises one lap with a flying start. Each driver can choose to drive one or two runs in a row. The second run may be performed immediately after the first run without re-entering the queue. If the runs are performed separately, the driver must exit the course after the first run and drive through the driver change area slowly back to the start for the second run. The queue closes 15-30 minutes before the end of the event, depending on the number of cars waiting. 3 cars are allowed to run parallel on the AutoX track to fasten the AutoX Event. If a yellow flag interrupts the run of the cars, the run can be re-run.

MASTER RULE:

The final appointment, when it is allowed to start a run in the dynamic area is 17:50 every day (Test Track, Skidpad, Acceleration, Autocross, Endurance). All drivetrains must be turned off by 18:00. (All dynamic disciplines including Engine Test, Noise Test, Rain Test, Brake Test) Officials have the right to refuse the start of the run, if they judge, that the run will be not completed until the scheduled finish date of the event.

ENDURANCE

Coursewalk: non-motorised vehicles are allowed to use in a safe manner.

The endurance track will be set up for Tuesday. The track direction is clockwise. The colour of the cones is similar to the Autocross event. The additional overtaking lanes are marked with blue cones.

The starting order for Endurance results from the Autocross event. The starting order will be displayed at the Event Control.

The IC and EV cars race together, with the slowest car starting at the starting time of the Endurance event. The next car starts about 3 minutes later. Maximum three cars will be on the track at the same time. During the driver change, two scrutineers check the car. After successful driver change, the second driver drives to the entrance gate. If a marshal causes the driver change to take longer than 3 minutes, the time caused by the marshal will be subtracted. Timekeeping is watching for these incidents.

IMPORTANT: In order to have equal and fair conditions during the Endurance event at least 3 cars have to be on the track during the whole time of the Endurance event. Therefore the Organisers will maintain a waiting queue of 3 teams. It is the team’s responsibility to arrive in the waiting queue before the deadline -which will be announced for each team in the loudspeakers 15 minutes before the deadline. **A delay will be penalised with 2 minutes penalty and the team will be able to start only at the end of the endurance event.**

NOTE: According to experience of earlier years Formula Student events, it is expected to have sudden need for new teams in the waiting queue in the first section of the endurance event due to early DNFs. Please be prepared to attend the queue on time!

If you get a blue flag while driving, please drive into the next overtaking lane. 3 overtaking zones will be provided. Please start slowing down when you are in the overtaking lane, NOT before. For the faster car, it is important not to follow the car in front too closely, otherwise serious accidents may be caused if the cars touch each other. Wait for the green flag to re-enter the track. Rear-ending a slower car will definitely lead to a disqualification of the faster car!

MASTER RULE

The final appointment, when it is allowed to start a run in the dynamic area is 17:50 every day (Test Track, Skidpad, Acceleration, Autocross, Endurance). All drivetrains must be turned off by 18:00. (All dynamic disciplines including Engine Test, Noise Test, Rain Test, Brake Test) Officials have the right to refuse the start of the run, if they judge, that the run will be not completed until the scheduled finish date of the event.

Vehicles that successfully finish Endurance and those that make it past the driver change must report to the Parc Fermé **upon request of scrutineers. They will stay there until passing the post-endurance scrutineering.**

DV AUTOCROSS AND TRACKDRIVE

Coursewalk: non-motorised vehicles are allowed to use in a safe manner. During the course walk no equipment (e.g. antennas, sensors, cameras, etc) other than analog measurement devices (i.e. measurement wheel or measurement tape) is allowed.

Driverless Autocross Event takes place on the same track as Driverless Trackdrive Event. Driverless Autocross and Driverless Trackdrive Event will be the same in the Event Schedule, teams can choose, whether they start their Autocross or their Endurance Run, when entering the track

The Trackdrive track will be set up for Wednesday. The track direction is counter - clockwise.

The starting order for Trackdrive results from the Skid Pad and Acceleration event. There will be one run consisting of ten laps. The starting order will be displayed at the Event Control. If the vehicle does not enter “AS Ready” state within 1 min after being staged, the team may be sent back to the end of the starting order by the officials.

STATIC EVENTS

ENGINEERING DESIGN EVENT

Location: Team’s pits (Initial judging)
Dynamic area (Engineering Design Final) - in case of rain: Catering Tent

During the competition, a discussion with the judges will take place, next to the team’s vehicle.
For DV category the design judging includes the judging of both the “base vehicle” and the autonomous system.

Here are some tips to help you score higher in the engineering design event:

- Be on time.
- Make sure your car is in race-ready condition and your team members are well prepared.
- Bring all engineering documentation with you. Read and understand the rules.

The exact time of your team’s design judging can be found in the Static Events Schedule.

JUDGING SEQUENCE

At Formula Student East, design judging will involve two parts:

- Initial judging of all teams,
- Final judging, ranking the top teams.

You should start with a 3-5 minute overview presentation of the car. It is up to you how you use this presentation time: introducing the team, the car or the design goals etc. The main part is the discussion with the judges.
Finally the judging ends with 5 minute feedback.

To score high in the design event, we would suggest you to bring all necessary papers and sample parts with you, which underline your engineering work. If you have done any tests, bring the results with you. Judges only believe what they see, not what you tell them. Read the Caroll Smith “Everything You Wanted to Know about Design Judging” paper available on the Formula SAE website.

The judges will be around on Saturday and Sunday. Feel free to ask them about your car and your project.
They will be more than happy to answer all your questions.

ENGINEERING DESIGN FINAL

Top teams from each category will qualify to the Engineering Design Final. The design final is not public.
A briefing for the participating teams will be held about the practical information regarding the design final on Monday afternoon in the Event Control.

COST AND MANUFACTURING EVENT

Location: Static pits for CV, Team’s pits for DV and EV (Initial Judging)
Dynamic area (Cost and Manufacturing Final) - in case of rain: Catering Tent

During the competition, a discussion with the judges will take place, next to the team’s vehicle.
The discussion is split into two parts: The Bill of Material (BOM) Discussion and the Cost Understanding.

THE BILL OF MATERIAL DISCUSSION

Three Cost Report Documents (CRD) were submitted to the competition website by four weeks prior the competition.
The report will follow the guidelines set forth in the published rules. From this analysis the judges will determine if all parts and processes were included.

The Cost Report is judged on the accuracy, quality of the cost report.
The judges will add penalties if errors are detected, or if items are omitted.

THE COST UNDERSTANDING

A discussion to evaluate the general cost and manufacturing knowledge of the team.

SCHEDULE OF THE COST, MANUFACTURING AND SUSTAINABILITY EVENT FOR JUDGING (MAX. 55 MINUTES):

- 5 min for introductory presentation of the car and/or team,
- 15 min for discussion and questions about CRD,
- 25 min for the discussion of the Cost Understanding,
- 5 min for consultation of the judges,
- 5 min for feedback to the teams

The final scores are posted until the next day afternoon for the public. Once posted, the scores may be protested for only one hour, after this time, all scores become final.

COST AND MANUFACTURING FINAL

Top teams from CV and EV will qualify to the Cost and Manufacturing Final . The Cost and Manufacturing Final is not public.
A briefing for the participating teams will be held about the practical information regarding the final on Monday afternoon in the Event Control. The location of the final will be announced on the briefing.

COST AND MANUFACTURING SCORING

NON FINALIST

Presentation Event score = $(P_{YOUR}/P_{MAX}) \times (100-n)$

Where:

“P_{MAX}” is the highest score awarded to any team not participating in the finals

“P_{YOUR}” is the score awarded to your team

“n” is the number of finalists

FINALISTS

“n” th Place 100-(n-1) points

It is intended that the scores will range from near zero (0) to a hundred (100) to provide good separation.
If a team does not attend the Cost and Manufacturing Finals despite its nomination, it will automatically receive the last place in the Finals.

BUSINESS PLAN PRESENTATION EVENT

Location: Business Rooms (Initial judging),
FS East Camp stage (Business Plan Presentation Final) - in case of rain: alternative location

The key point of the Business Plan Presentation Event is that the teams and judges go into a roleplay.
The presenting team members introduce themselves as employees of a company and not formula student teams.
The judges are treated as potential executives or managers of a corporation interested in either manufacturing the team’s design or investing in the team as a company, and the approach is to obtain a deal from them. Teams have to keep in mind that the executives, managers represent different areas of a corporate organization, including engineering, production, marketing and finance, etc., thus may not all be engineers.
The presentation must relate to the car entered into the FS East 2021 Event, although the state of the prototype itself must not be considered (this means even if the car is not working or finished, at this static event it does not matter).

EXECUTIVE SUMMARY

Prior to the Event it is required that a one page Executive Summary has to be submitted until the given deadline.

THE PRESENTATION

Competing teams have to keep a presentation to potential investors or partners for the presented business model.
The presentation should tie together all factors that would influence the marketability and manufacturability of their design and all risks conjuring this business idea.
The technical aspects of the vehicle design should be presented to reinforce or support performance claims but should be reduced to the minimum necessary for an investment decision. The competitors should show an understanding of the marketplace and the targeted customer. Furthermore they should show how their design fits into its expected market and how it is completed to a business model. Competitors must convince the Judges that their prototype and the related concept represents a profitable enterprise for the manufacturer/investor and that is simply an attractive investment.

PART OF PRESENTATION: DEEP DIVE TOPIC (DDT)

All teams receive a given task prior to the event, a specific deep dive topic.
This task has to be presented in the given presentation time and will be evaluated by the Judges.

JUDGING SEQUENCE

The Business Plan Presentation Event is held in a three step approach. In advance, every team has to submit a Business Executive Summary before the event. The first presentation round (incl. Deep Dive Topic) is relevant for all eligible teams and the Finals is relevant only for the top teams decided by the Judges given by the results of the first round.

INITIAL JUDGING

During the initial judging, each team gets the opportunity to present to the Judges.
Therefore, the overall group of Judges is divided into smaller groups, who will listen and judge the team presentations.
At the end of each presentation, the judges are requested to ask relevant questions and after a little break of scoring to give feedback.

SCHEDULE FOR EACH PRESENTATION (MAX. 35 MINUTES)

- Max. 5 minutes for set-up & preparation
- 10 min for Business Presentation
- 5 min for Q&A on the presentation
- 5 min Judge time (for debriefing and scoring decision)
- 5 min for Feedback to the teams
- Max. 5 min de-installation

This time schedule needs to be followed strictly to not disrupt the overall time schedule for the whole day.
During the presentations only judges and the presenting team members can participate and special permission to official Press-staff. Special entry permission should be asked and decided by the Business Event Leader.

BUSINESS PLAN PRESENTATION FINAL

Top teams from each category decided by the Judges given by the results of the initial round will qualify to the Business Plan Presentation Final. This Final will be held on Sunday evening.

The teams will present to the selected Judges and is open to all Visitors (i.e. other teams, guests etc.).
The finalist teams will present directly one after the other without any questions/interruptions by the Judges, based on order of drawing of lots prior to starting.
Afterwards, the Judges will hold a de-briefing and decide on the ranking of the finalist teams.

SCHEDULE FOR EACH FINAL PRESENTATION:

- Max. 5 minutes for set-up & preparation
- 10 min for Business Presentation
- Max. 5 min de-installation

BUSINESS PLAN PRESENTATION SCORING

Non finalist

Presentation Event score = $(P_{YOUR} / P_{MAX}) \times (75 - n)$

Where:

“P_{MAX}” is the highest score awarded to any team not participating in the finals

“P_{YOUR}” is the score awarded to your team

“n” is the number of finalists

Finalists

“n” th Place 75-(n-1) points

It is intended that the scores will range from near zero (0) to seventy-five (75) to provide good separation.
If a team does not attend the Business Finals despite its nomination, it will automatically receive the last place in the Finals.
If a team misses their allocated time, the team will receive zero presentation points.
The team that makes the best business presentation (regardless of the quality of the car) wins the event.

STATIC SCHEDULE



You will find the updated Static Event schedule on our website on the following link:
fseast.eu/static-schedule-2021

FS EAST RUNS

Location: Hungaroring GP Track

Sport and fitness is a very important thing in our everyday life, even on an FS weekend. On FS Easter we found out that there is an actual demand for such kind of activities which is very much welcomed, so here we are, it is on the Official agenda this year, and hopefully in the future as well.

You can go for a run on the track in the mornings, with a few simple rules:

- You are only allowed to be on the track on foot (no roller, no bicycle, no unicycle, no jetpack)
- You have to leave until the time window is closed, otherwise we cannot start the dynamic events on time, and you will have less time to finish them
- If you fail to finish your run on time, you will be moved to the end of the queue in all dynamic disciplines

RESULTS

The results will be posted on the results board at the Event Control as soon as they are available. Furthermore, they will be published online at the FS East website.

PROTESTING OF RESULTS

During the review period teams can discuss their static event results with the corresponding static event leader. The static event leaders can offer an insight into the score sheet of the respective team or provide feedback based on the score sheet. During this period objective, administrative mistakes can be protested (i.e. mistake in the summarization), but the subjective decision of the judges about the given points cannot be protested.

REQUIRED REVIEW

Any team that intends to protest a rule interpretation, score, judge's decision or any other aspect of the competition, must present the issue to the FS East rules committee, represented by Dávid Kiss for discussion and possible resolution before the protest is filed. For locating him, please contact event control.

CAUSE FOR PROTEST

A team may protest any rule interpretation, score or official action (unless specifically excluded from protest) which they feel has caused some actual, non-trivial harm to their team, or has had a significant effect on their score. Teams may not protest rule interpretations or actions that have not caused them any significant damage.

PROTEST PERIOD

Protests must be filed within one hour after the action being protested has occurred or the scores for the activity involving the protest subject are posted.

PROTEST FORMAT

Protests must be handed in in a written form and submitted by the team captain to FS East rules committee.

PROTEST BOND

The protesting team must post a 25 points bond to be deducted from their score if the protest is denied.

DECISION

The decision of the officials regarding any protest is final.

FS EAST CAMP RULES

Those teams who booked their accommodation and intend to stay at the FS East Camp have to accept the following guidelines and rules. We created this list of rules to ensure all the necessary safety and comfort elements for the campers. In emergency cases the event site emergency scenarios are the normatives (see page 2-3). In any urgent cases you can call the emergency numbers.

CHECKING-IN TO THE CAMPSITE

Checking-in to the campsite is handled at the temporary Ticket Center located at the entrance of the FS East Camp. After a successful registration campers get their wristbands and may proceed to the FS East Camp. Campsite registration is available between 9:00 AM and 20:00 on Friday (August 6th), and the rest of the event days during the opening hours of the Ticket Center. Continuous camp duty - people, who can answer your questions - will be available at the entrance as well.

In case you arrive after the opening hours of campsite registration, call us in advance!

All team members who booked their accommodation at the campsite must show up, sign the check-in form, and agree the FS East Camp Rules in order to access the campsite. We're only able to let in the members of the teams who've already transferred the accommodation fee. Additional team members are able to pay by cash at check-in at the Ticket Center.

RESERVABLE AREA

Based on the number of team members we provide a camping area of approx. 225 square meters for each team. Larger constructions (e.g. kitchen tents, pools, football field, etc.) should be mentioned in advance in the Accommodation Booking form. Constructions higher than 6 meters are not allowed to be built up on the premises of the campsite.

PARKING IN THE CAMPSITE

The campsite has a separated parking area. Please make sure to get a Car Pass in the Ticket Center, which assures that we're able to reach you on your cell if anything happens.

Please note, that you can't park your vehicles neither in the Social area of the FS East Camp nor between the tents.

ATTENTION: Make sure that your caravan or car is not dropping or flowing. Prevent it!

COOKING, FIRES AND SMOKING

Using open fire (e.g. charcoal, gas stove, firewood) for cooking is restricted to the premises of the Fun & Grill area. Electric cooking devices can be operated at your own tents as well considering the limitations of the power supply.

NOTE: If you have any cultural or religious objections regarding these rules, please contact us in advance.

Smoking is strictly prohibited in the sleeping area, in all tents, in the parking slots and in the toilet or shower containers.

FOOD & DRINKS

The catering tent provides food and drinks at the event site, where you can pay with Hungarian Forint, Euro or credit card. At the FS East Camp only the venue's own buffet service will be available.

NOTE: Alcoholic drinks are forbidden at the event site - so just drink as much as you can "sleep out", to be perfectly fit for the next day.

BATHROOMS

We provide separate bathroom containers for male and female participants at the campsite with showers.

POWER SUPPLY

The electric network at the campsite provides electricity for each team to consume. You can also bring your own power supply - in that case you must prepare with one fire extinguisher for each of them.

COVID-19 PROTOCOL

FS EAST 2021

THE FOLLOWING REGULATIONS ARE IMPORTANT TO MAINTAIN A SAFE COMPETITION AND MEET THE MANDATORY REQUIREMENTS OF ORGANISING A SPORTS EVENT IN HUNGARY. BY ENTERING THE EVENT SITE, ALL PARTICIPANTS AGREE TO THE FS EAST COVID-19 PROTOCOL AND ACT ACCORDINGLY DURING THEIR STAY.

ENTERING HUNGARY AND THE VENUE OF FS EAST

1. Based on the current border crossing regulations entering Hungary by road is possible without any restrictions regardless of nationality from Austria, Croatia, Romania, Serbia, Slovakia and Slovenia, only the regular travel documents are necessary. However, from Ukraine or by air immunity certificate is a mandatory requirement to enter the country.
2. According to the regulations of organising sport events in Hungary, all participants of Formula Student East – including teams and officials – must show up a valid immunity certificate with an ID card or as a replacement, a negative SARS-CoV-2 PCR test (issued up to 72 hours before arrival) in order to access the premises of Hungaroring.
3. The following documents are accepted:
 - EU DIGITAL COVID CERTIFICATE
 - immunity certificates issued by countries listed on the website of Ministry for Foreign Affairs of Hungary: <https://kormany.hu/kulgaszdasagi-es-kulugyminiszterium/vedettsegi-igazolasok>
 - immunity certificates issued by the State of Hungary
 - suitable documentation that proves recovery from COVID-19 within 6 months prior to arrival
4. To provide a safe environment during the competition, the above-mentioned documents will be checked during registration. The organisers of FS East reserve the right to decline the attendance of participants without a valid test result / immunity certificate.
5. Foreign team members are also advised to bring a valid the EU Health Insurance Card / Travel Insurance to be entitled for emergency medical care in Hungary. HIC documents submitted in advance will be available digitally at the Ticket Center as well.
6. Outward border crossing requirements may differ from the regulations of entering Hungary, therefore we suggest inquiring about the conditions of returning to your home country prior to the event.

TESTING OPPORTUNITIES

1. **The closest testing opportunity** is located 10 kms from the event site:
WHITELAB – Bossányi Krisztina Str. 2, Gödöllő // **GPS: 47.6076613,19.3371457**
2. Testing will not be provided by the organisers nor the venue of the event. In case of a high demand of testing services, the organisers arrange on-site mass testing with WHITELAB for the last days(s) of the event. This should be indicated in advance at the Event Control.
3. The official test **results could take up to 24 hours** to provide by WHITELAB, therefore we suggest choosing an appointment in advance in case you need to be tested to return to your home country. For further information about the testing process, locations and individual booking, check the Whitelab website (available in English as well):
[HTTPS://WHITELAB.HU](https://whitelab.hu)

COVID POLICY AT THE EVENT

1. The event site is arranged in consideration of ruling out high-density areas and providing enough space for the participants to keep the necessary distance by separating different functions properly.
2. At arrival **one team** will be able **to register** at once to avoid crowds. We're working on making the entering process as quick and smooth as possible despite the extra safety protocols. Please keep the necessary distance from others when queuing!
3. All programs that would require gathering will be held **in open areas, providing the opportunity to the teams to be separated in smaller groups.**
4. Wearing a mask will not be mandatory, however we suggest using them in indoor common areas especially if you're not vaccinated.
5. **Disinfection points** are located at the event site and the lavatory areas equipped with virucidal disinfectants.
6. Please use them frequently!
7. In case you feel unwell or experience even light symptoms of Covid-19 (chills, sore throat, headache, etc.) please turn to the **Medical Team** immediately to get assistance.
8. If you have any questions or difficulties related to the local Covid-19 regulations, contact the organisers at HELLO@FSEAST.EU prior to the event or visit the Event Control during the competition.

FORMULA STUDENT EAST

AUG
7<>11
2021



INNOVÁCIÓS ÉS TECHNOLÓGIAI
MINISZTERIUM

 **HUMDA**
HUNGARIAN MOTORSPORT
DEVELOPMENT AGENCY


HUNGARORING



SIEMENS



 **SZÉCHENYI
EGYETEM**
UNIVERSITY OF GYŐR

 **HUNGARIAN INTELLECTUAL
PROPERTY OFFICE**

 **TOTAL
SOLUTIONS**



CHANGELOG

Version	Date	Modification	Page
1.0.0	28th of July 2021	Initial release	-
1.1.0	31th of July 2021	Minor updates on the maps, tilt table testing, CV cars scrutineering steps	
1.2.0	2nd of August 2021	BPPE Executive summary & C&M written copy	52-53



Részletek vagy az egész dokumentum felhasználása csakis a Járműmérnökök Egyesülete előzetes írásos engedélyével lehetséges.
Copyright Járműmérnökök Egyesülete 2018 - 2021.

No part of this document or the whole publication may be used without the prior written permission of Association of Automotive Engineers.
Copyright Association of Automotive Engineers 2018 - 2021.